

REPORT ON STUDENT SATISFACTION SURVEY & FEEDBACKS FROM STUDENTS, PARENTS & ALUMNI FOR THE ACADEMIC SESSION 2019-20



VIJAYGARH JYOTISH RAY COLLEGE
INTERNAL QUALITY ASSURANCE CELL



CONTENTS

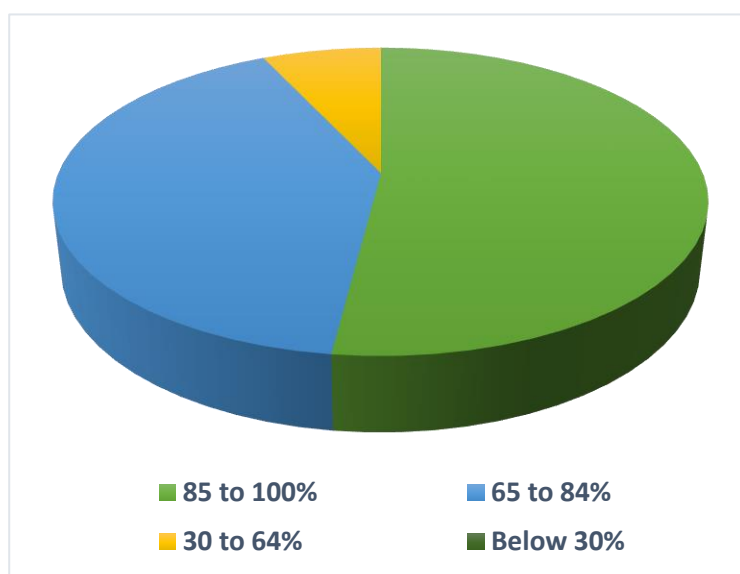
Page No.

<i>A. STUDENT SATISFACTION SURVEY REPORT.....</i>	<i>1 - 8</i>
<i>B. STUDENT FEEDBACK ON TEACHING-LEARNING.....</i>	<i>9 - 17</i>
<i>C. FEEDBACK ON STUDENT MENTORING.....</i>	<i>18 - 20</i>
<i>D. STUDENT FEEDBACK ON LIBRARY SERVICES.....</i>	<i>21 - 24</i>
<i>E. FEEDBACK REPORT ON GENDER AUDIT.....</i>	<i>25 - 31</i>
<i>F. PARENT/GUARDIAN FEEDBACK.....</i>	<i>32 - 36</i>
<i>G. ALUMNI FEEDBACK.....</i>	<i>37 - 43</i>

STUDENT SATISFACTION SURVEY REPORT ON TEACHING- LEARNING PROCESS & EVALUATION, VIJAYGARH JYOTISH RAY COLLEGE, KOLKATA, SESSION: 2019-20

1. How much of the syllabus was covered in the class?

Options	Percentage of Students response
85 to 100 %	52
65 to 84%	41
30 to 64%	7
Below 30%	0



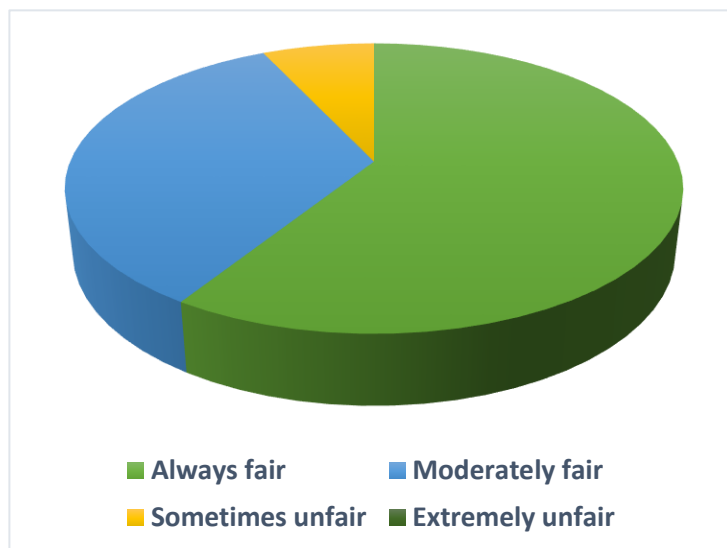
2. How well were the teachers able to communicate?

Options	Percentage of Students response
Excellent	67
Satisfactory	31
Moderate	2
Poor	0



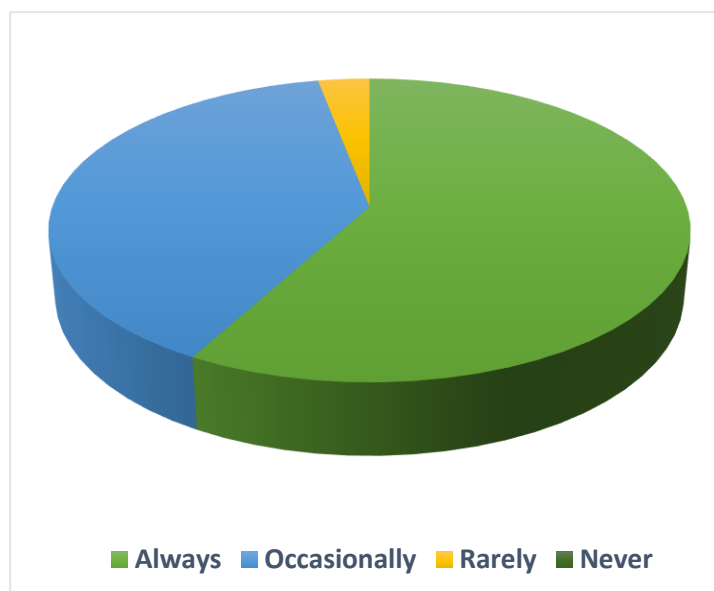
3. Fairness of the internal evaluation process by the teachers.

Options	Percentage of Students response
<i>Always fair</i>	59
<i>Moderately fair</i>	34
<i>Sometimes unfair</i>	7
<i>Extremely unfair</i>	0



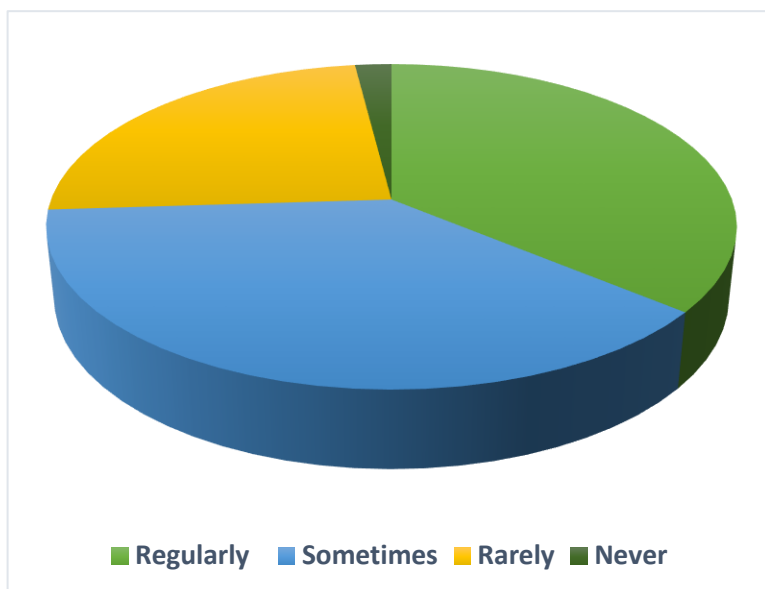
4. Was your performance in assignments discussed with you?

Options	Percentage of Students response
<i>Always</i>	58
<i>Occasionally</i>	39
<i>Rarely</i>	3
<i>Never</i>	0



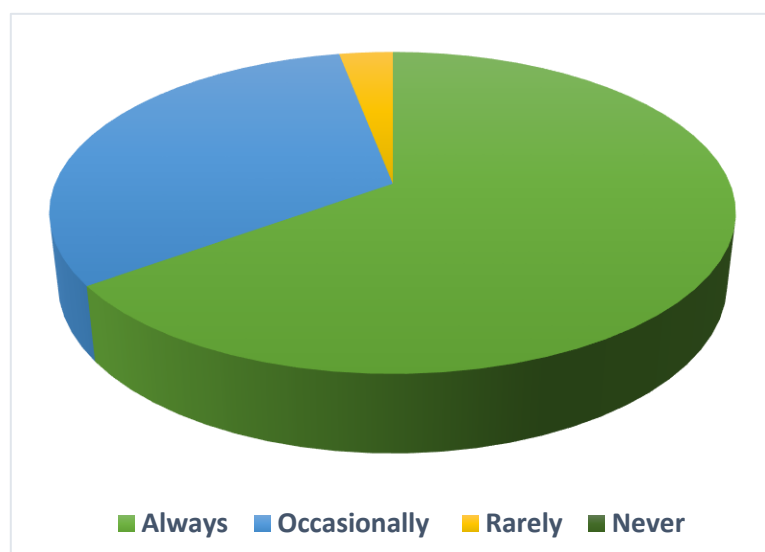
5. The institute takes active interest in promoting internship, student exchange, and field visit opportunities for students.

Options	Percentage of Students response
<i>Regularly</i>	36
<i>Sometimes</i>	38
<i>Rarely</i>	24
<i>Never</i>	2



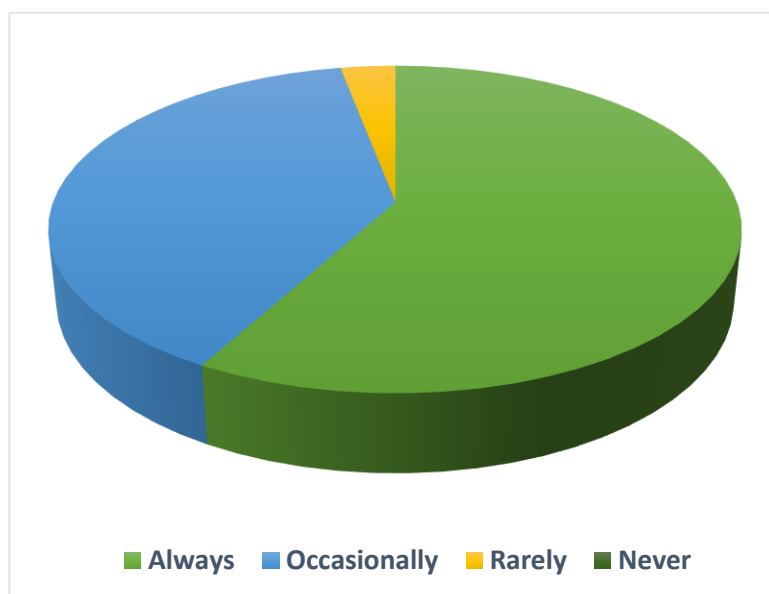
6. Teachers inform you about your expected competencies, course outcomes and programme outcomes.

Options	Percentage of Students response
<i>Always</i>	65
<i>Occasionally</i>	32
<i>Rarely</i>	3
<i>Never</i>	0



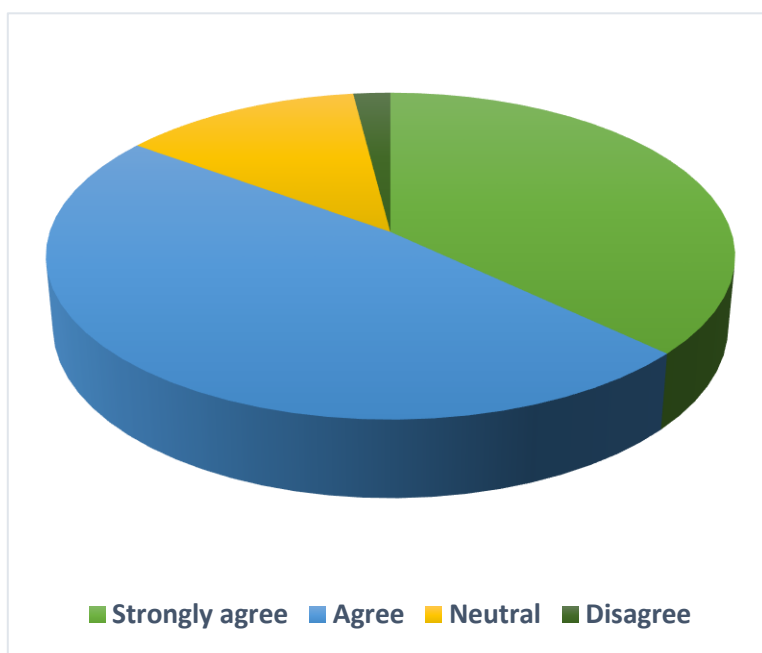
7. The teachers illustrate the concepts through examples and applications.

Options	Percentage of Students response
<i>Always</i>	58
<i>Occasionally</i>	39
<i>Rarely</i>	3
<i>Never</i>	0



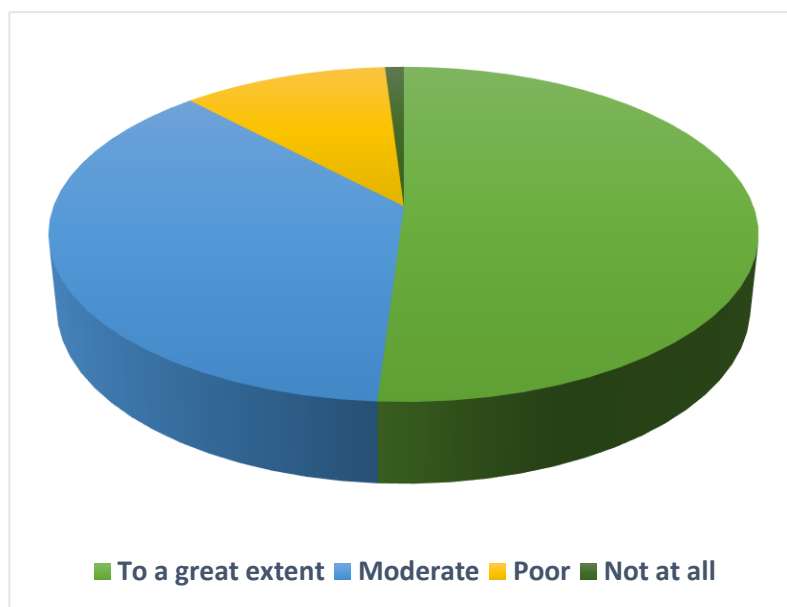
8. The institution makes effort to engage students in the monitoring, review and continuous quality improvement of the teaching- learning process.

Options	Percentage of Students response
<i>Strongly agree</i>	37
<i>Agree</i>	48
<i>Neutral</i>	13
<i>Disagree</i>	2



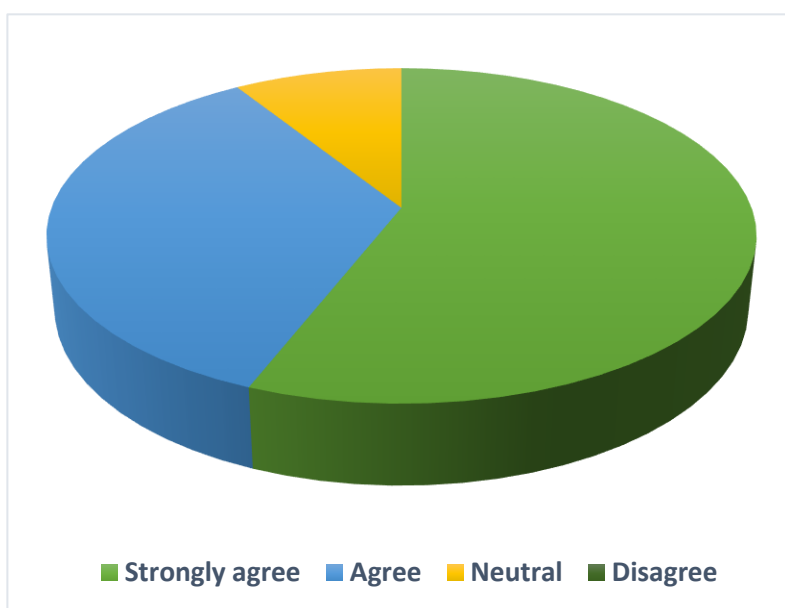
9. The institute/teachers use student centric methods, such as experimental learning, participative learning and problem-solving methodologies for enhancing learning experiences.

Options	Percentage of Students response
<i>To a great extent</i>	51
<i>Moderate</i>	37
<i>Poor</i>	11
<i>Not at all</i>	1



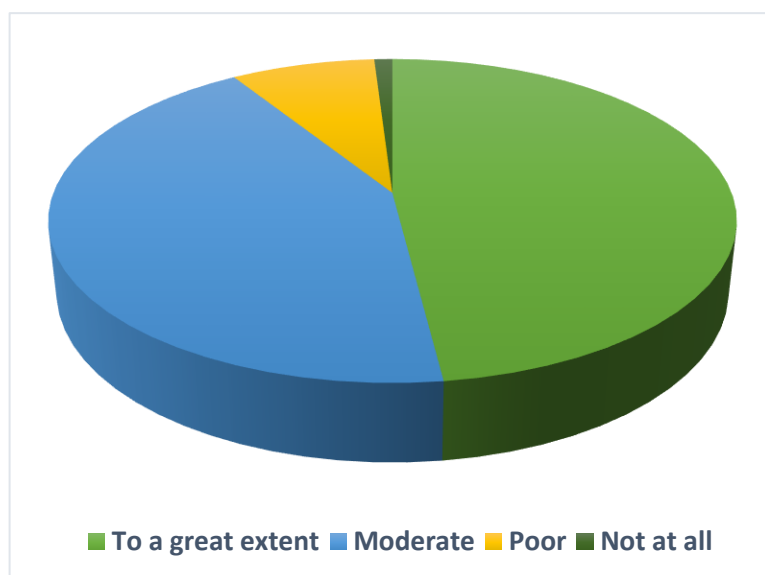
10. Teachers encourage you to participate in extracurricular activities.

Options	Percentage of Students response
<i>Strongly agree</i>	56
<i>Agree</i>	35
<i>Neutral</i>	9
<i>Disagree</i>	0



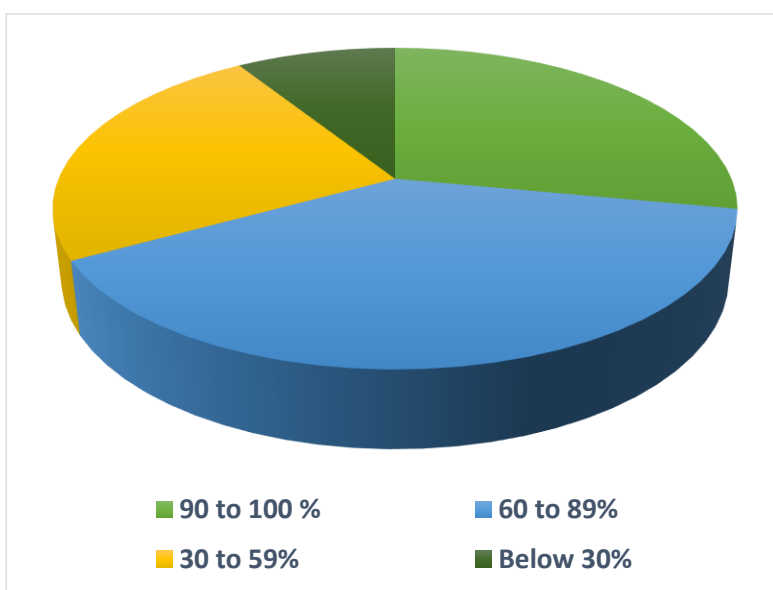
11. Efforts are made by the institute/teachers to inculcate soft skills, life skills and employability skills to make ready for the world of work.

Options	Percentage of Students response
<i>To a great extent</i>	48
<i>Moderate</i>	43
<i>Poor</i>	8
<i>Not at all</i>	1



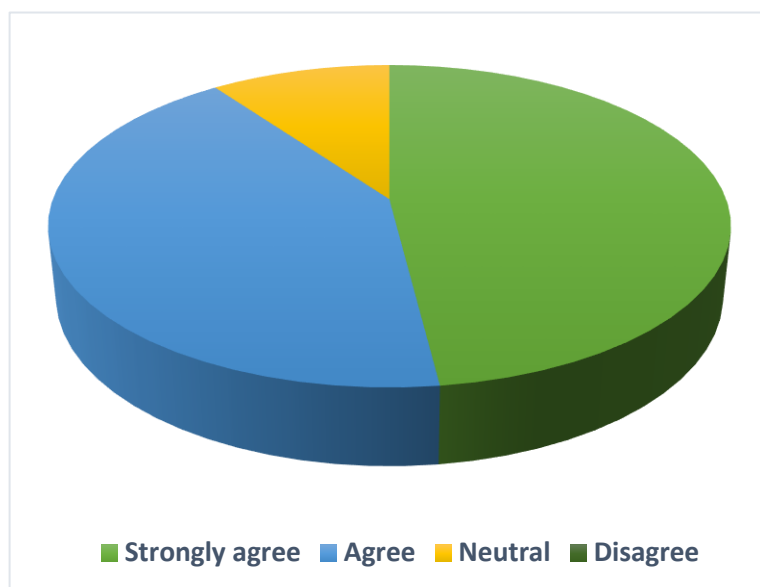
12. What percentage of teachers use ICT tools such as LCD Projector, Multimedia, etc. while teaching?

Options	Percentage of Students response
<i>90 to 100 %</i>	28
<i>60 to 89%</i>	39
<i>30 to 59%</i>	24
<i>Below 30%</i>	9



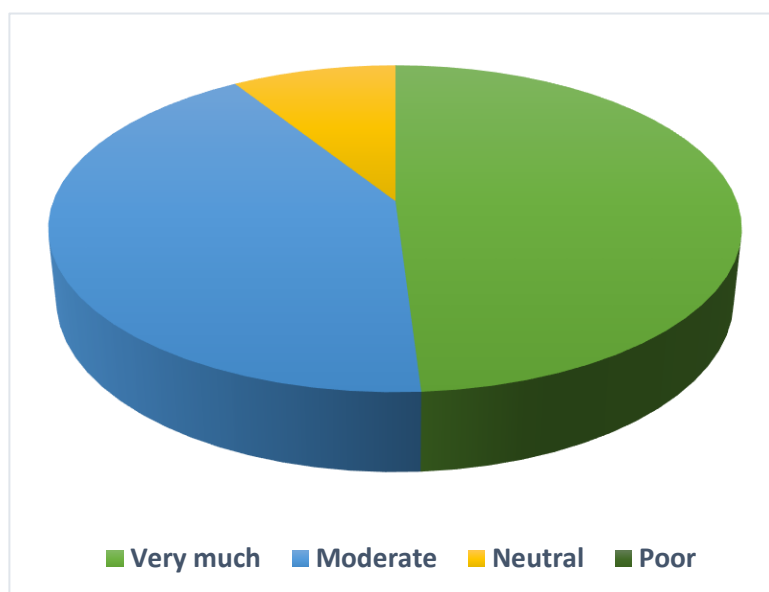
13. The overall quality of teaching-learning process in your institute is very good.

Options	Percentage of Students response
<i>Strongly agree</i>	48
<i>Agree</i>	42
<i>Neutral</i>	10
<i>Disagree</i>	0



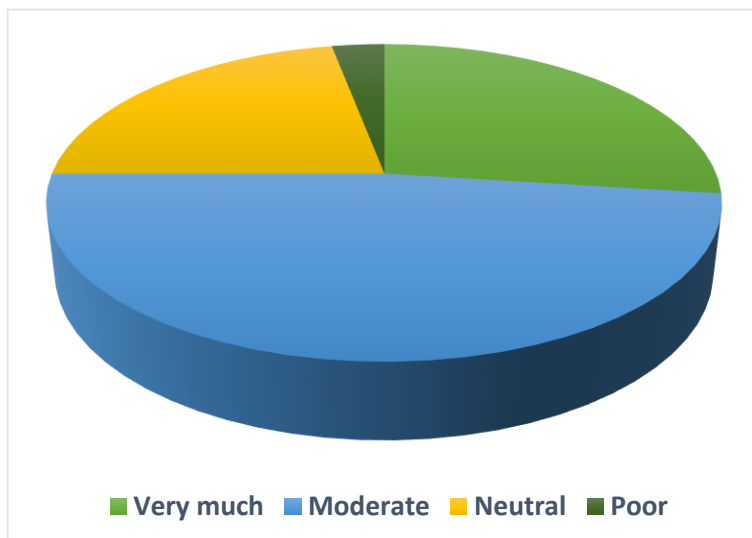
14. How much are you satisfied about the interaction with the Head of the Institution?

Options	Percentage of Students response
<i>Very much</i>	49
<i>Moderate</i>	42
<i>Neutral</i>	9
<i>Poor</i>	0



15. When the pandemic situation started how much useful are the online classes to you?

Options	Percentage of Students response
Very much	27
Moderate	48
Neutral	22
Poor	3



Analysis

College students are interviewed to get an idea regarding the Teaching-Learning & Evaluation process. They have answered about the communication skill, efficiency of teachers; covering the whole syllabus, evaluation process and methods, indulgence in extracurricular activities, methods used online classes by the teachers and also about the interaction of Head of the Institution.

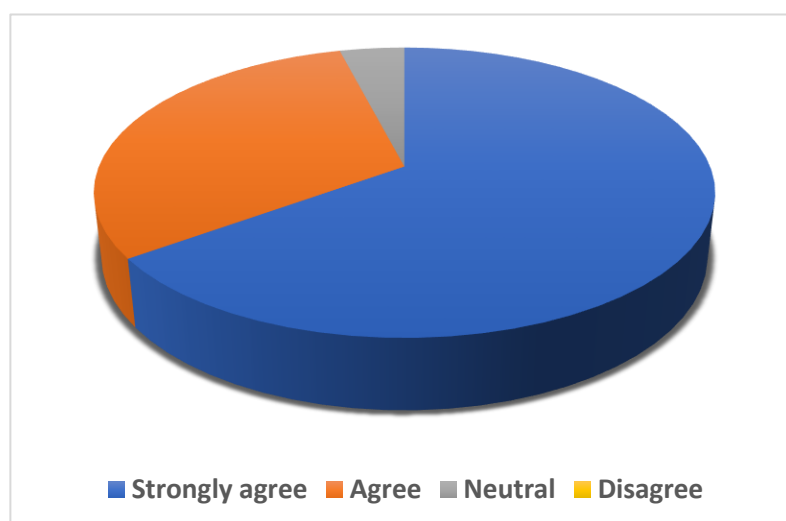
Findings are as follows:

- Regarding the coverage of syllabus, 52% of students are agree with the coverage more than 85 % of syllabus.
- 67 % students appreciated the communication of the teachers with the remark “Excellent”.
- The evaluation process in the system is well applaud by 90 % of students.
- Around 97 % of students answered that teachers discussed their assignments with them.
- In case of internship or field visit, 74 % students answered that it is regularly or sometimes done.
- It is observed that 85 % of students agreed with the effort put by the institute to improve the quality of teaching and learning process.
- The efforts made by the institute to inculcate soft skills and employability skills to make you ready for the work are appreciated to an extent by around 91 % students.
- In this pandemic situation, the institute with the implementation of online classes, could gain the satisfaction level up to “Very Much” and “Moderate” from 75 % of students.
- More than 90 % students are satisfied regarding the interaction of students with the Head of the Institution.
- In overall, 90 % students agree with the statement that the quality of Teaching-Learning process in the institute is very good.

REPORT OF STUDENT FEEDBACK ON TEACHING- LEARNING PROCESS & COLLEGE INFRASTRUCTURE, VIJAYGARH JYOTISH RAY COLLEGE, KOLKATA, SESSION: 2019-20

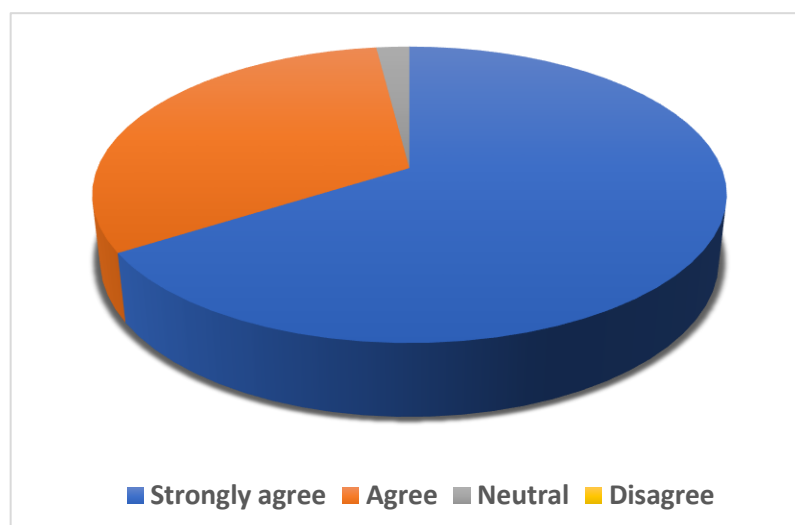
1. The teacher has good communicative skill.

Options	Percentage of Students response
<i>Strongly agree</i>	65
<i>Agree</i>	31
<i>Neutral</i>	4
<i>Disagree</i>	0



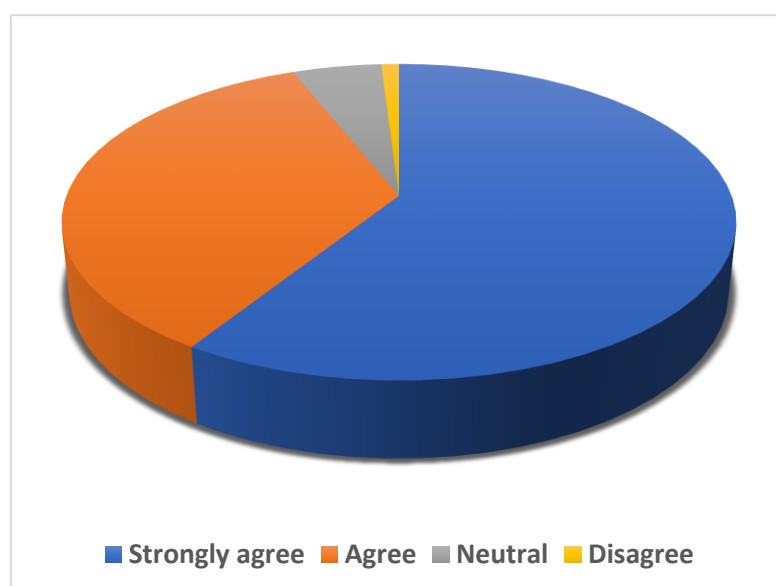
2. The teacher covers the entire syllabus in time.

Options	Percentage of Students response
<i>Strongly agree</i>	66
<i>Agree</i>	32
<i>Neutral</i>	2
<i>Disagree</i>	0



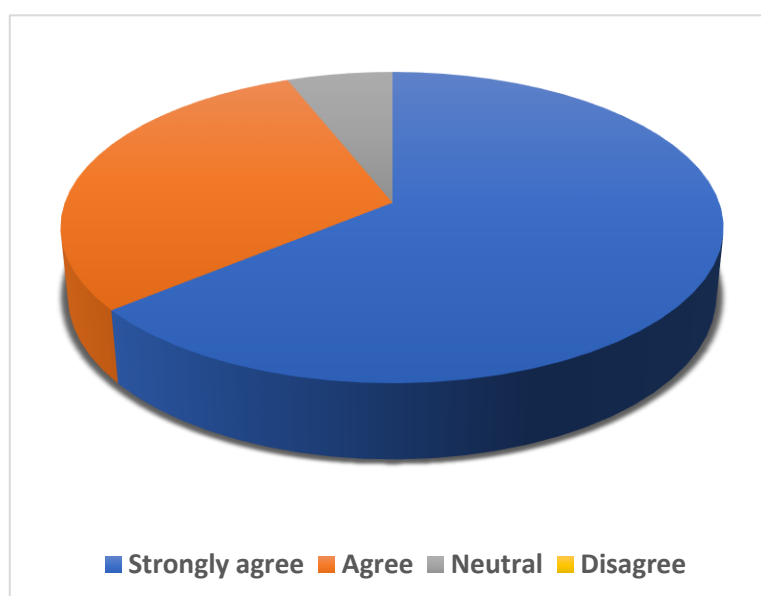
3. The teacher is regular and punctual in class

Options	Percentage of Students response
<i>Strongly agree</i>	59
<i>Agree</i>	35
<i>Neutral</i>	5
<i>Disagree</i>	1



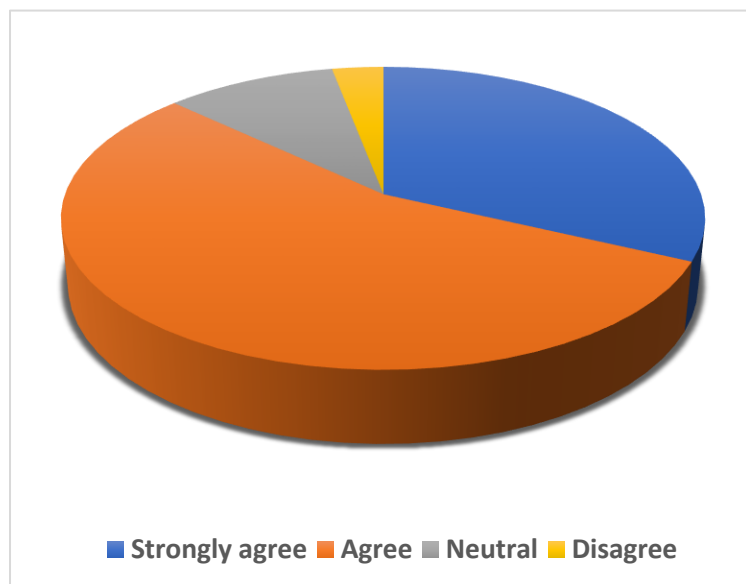
4. The teacher explains the topics efficiently.

Options	Percentage of Students response
<i>Strongly agree</i>	64
<i>Agree</i>	30
<i>Neutral</i>	6
<i>Disagree</i>	0



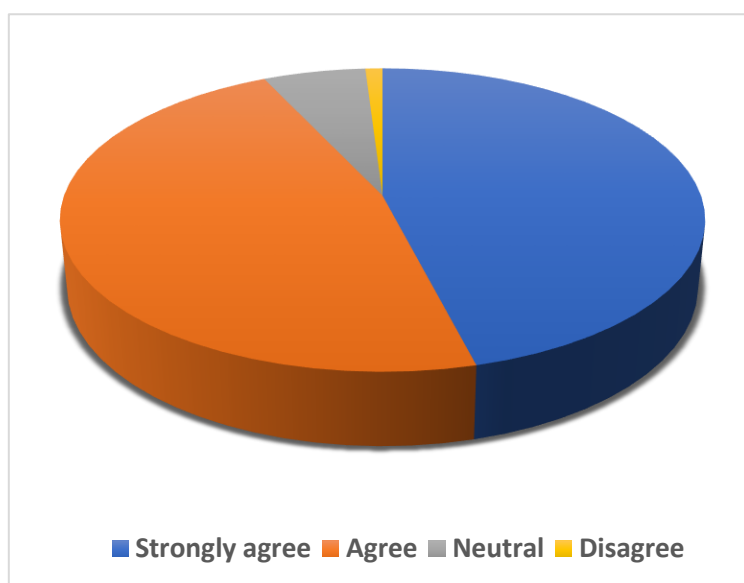
5. The teacher links the subject to real life experiences and creates interest in the subject.

Options	Percentage of Students response
<i>Strongly agree</i>	32
<i>Agree</i>	55
<i>Neutral</i>	10
<i>Disagree</i>	3



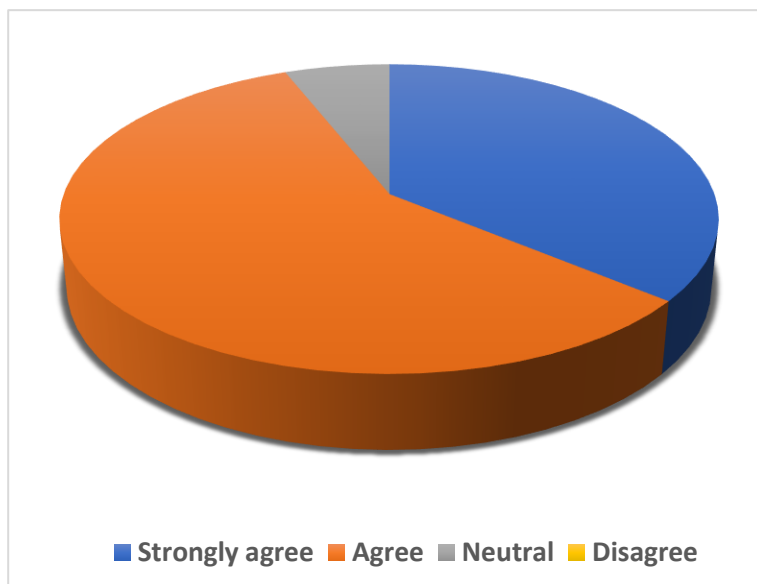
6. The teacher invites opinion and questions on subject matter from students.

Options	Percentage of Students response
<i>Strongly agree</i>	46
<i>Agree</i>	47
<i>Neutral</i>	6
<i>Disagree</i>	1



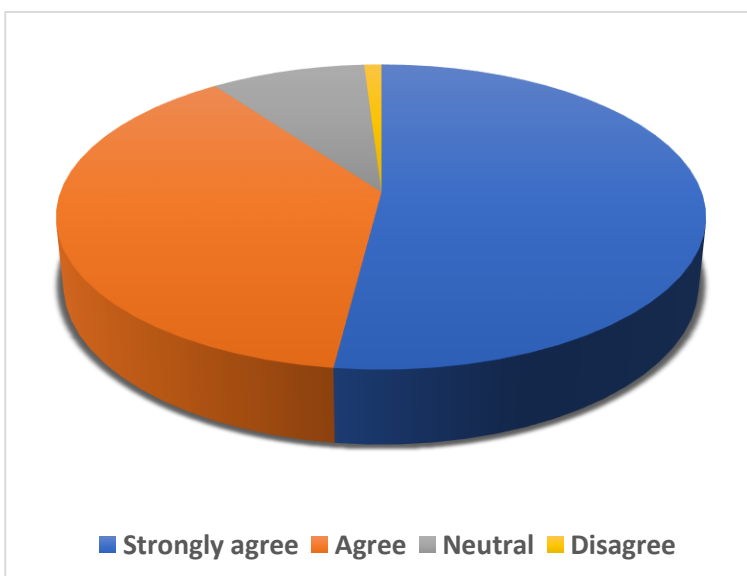
7. The teacher uses modern teaching aids/gadgets, handouts, suggestion of references, ppts, web resources, etc.

Options	Percentage of Students response
<i>Strongly agree</i>	36
<i>Agree</i>	58
<i>Neutral</i>	6
<i>Disagree</i>	0



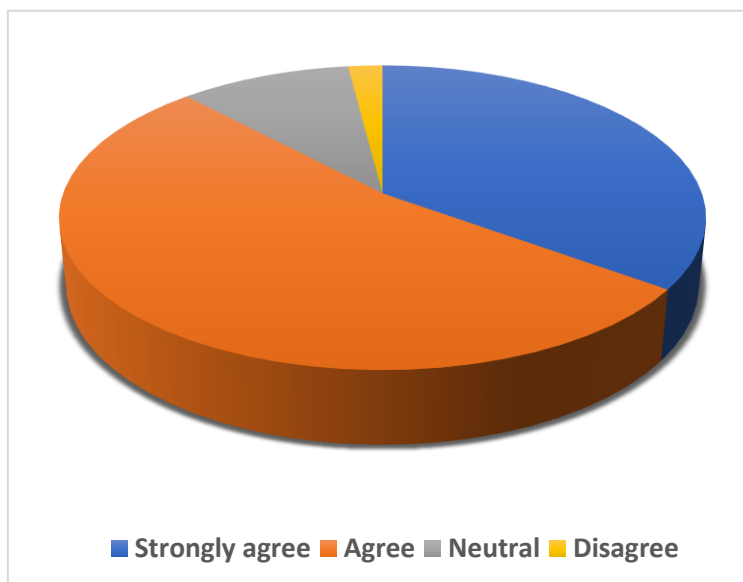
8. The teacher pays attention to academically weaker students as well.

Options	Percentage of Students response
<i>Strongly agree</i>	52
<i>Agree</i>	38
<i>Neutral</i>	9
<i>Disagree</i>	1



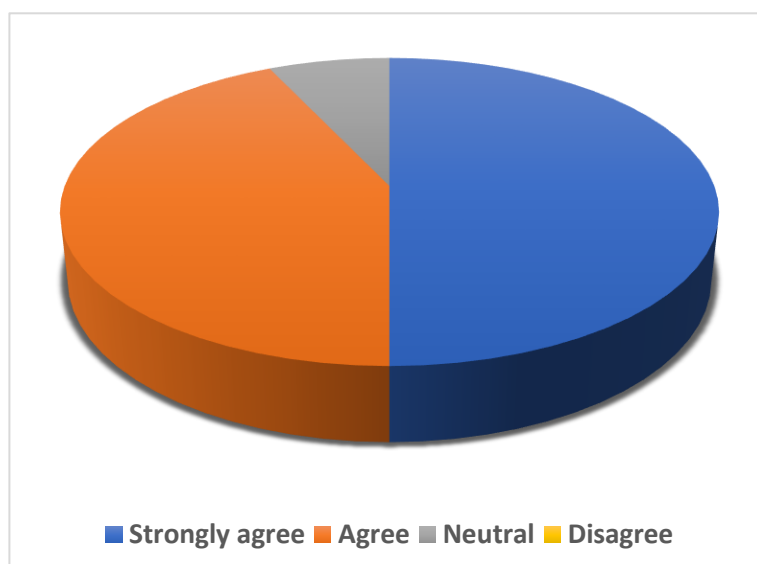
9. The teacher uses non-traditional methods of evaluation like quiz, seminars, assignments, classroom presentations/participation (or any other method).

Options	Percentage of Students response
<i>Strongly agree</i>	35
<i>Agree</i>	53
<i>Neutral</i>	10
<i>Disagree</i>	2



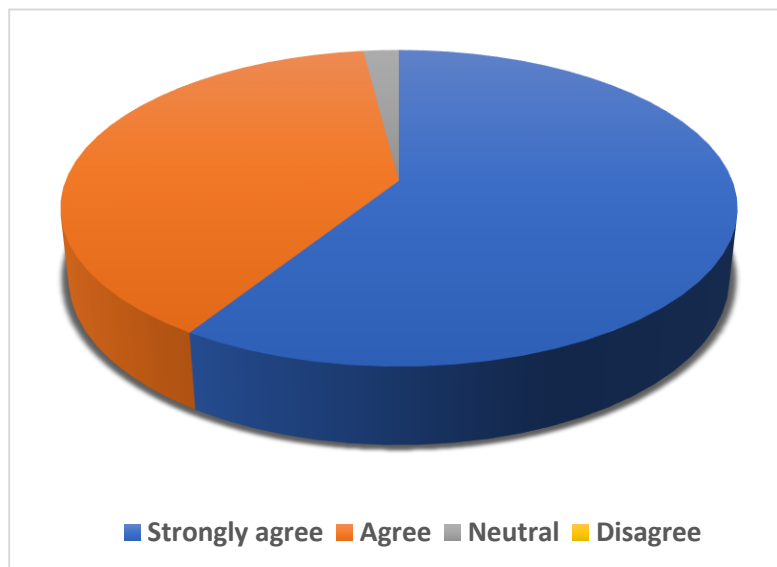
10. Classrooms are clean and well maintained.

Options	Percentage of Students response
<i>Strongly agree</i>	50
<i>Agree</i>	43
<i>Neutral</i>	7
<i>Disagree</i>	0



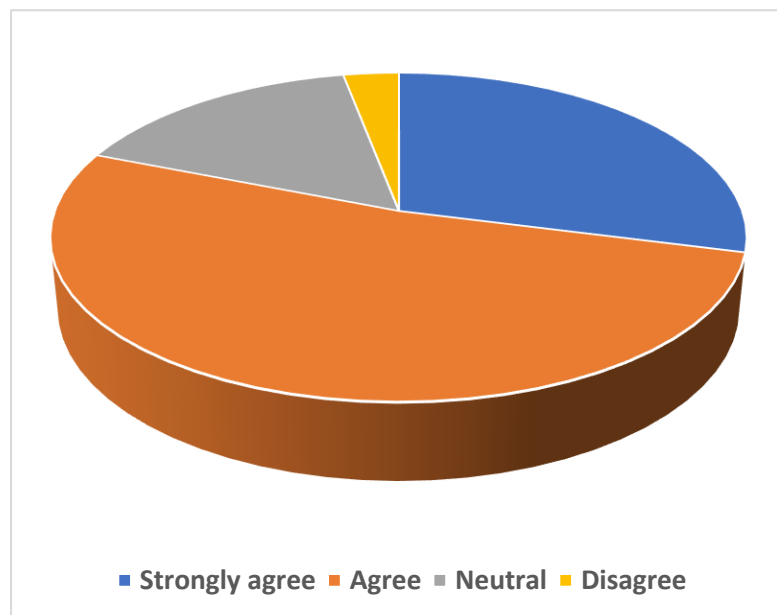
11. Availability of clean drinking water in college is satisfactory.

Options	Percentage of Students response
<i>Strongly agree</i>	59
<i>Agree</i>	39
<i>Neutral</i>	2
<i>Disagree</i>	0



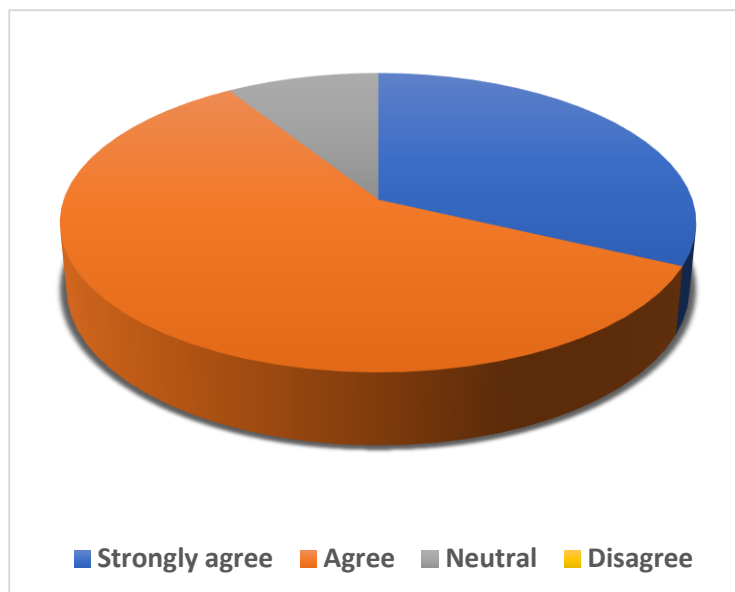
12. Canteen Facility in college is good.

Options	Percentage of Students response
<i>Strongly agree</i>	29
<i>Agree</i>	52
<i>Neutral</i>	16
<i>Disagree</i>	3



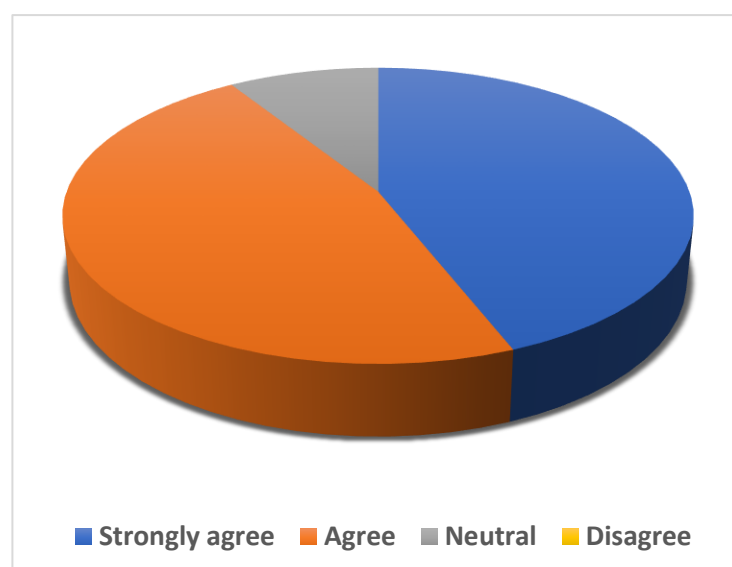
13. Toilets/washrooms are hygienic and properly maintained.

Options	Percentage of Students response
<i>Strongly agree</i>	32
<i>Agree</i>	59
<i>Neutral</i>	9
<i>Disagree</i>	0



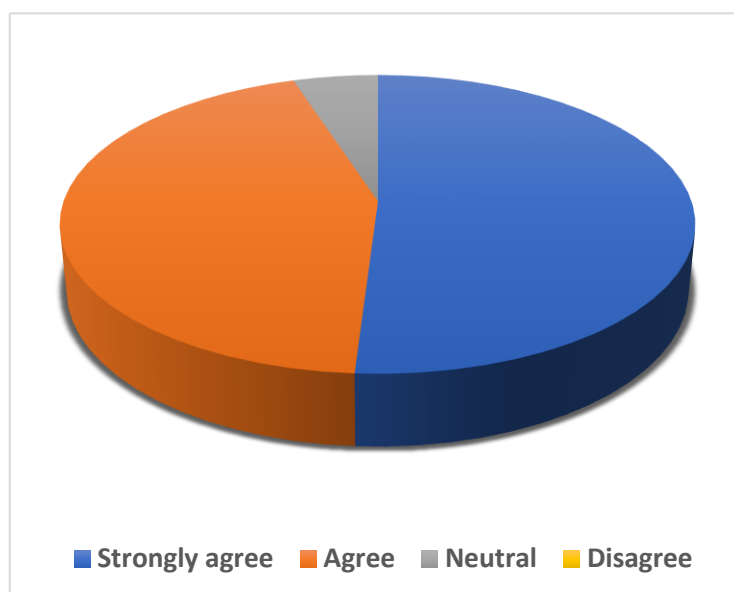
14. Grievances/problems are redressed/resolved well in time.

Options	Percentage of Students response
<i>Strongly agree</i>	44
<i>Agree</i>	47
<i>Neutral</i>	9
<i>Disagree</i>	0



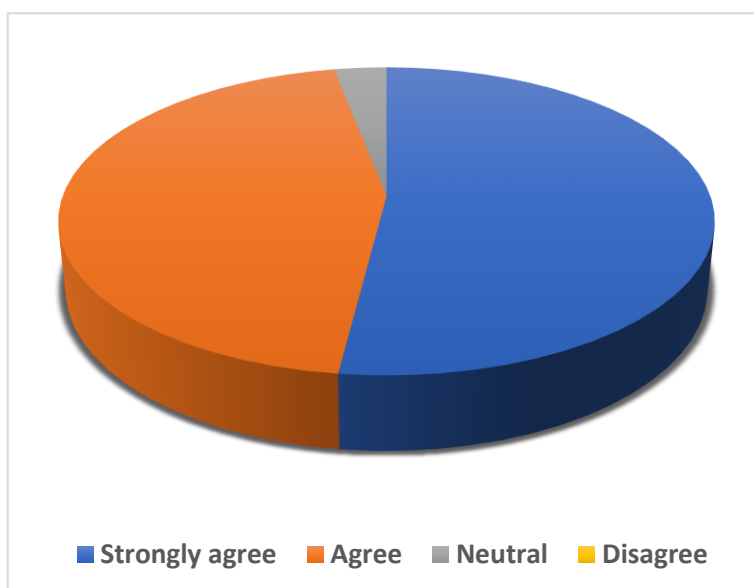
15. Internet facility in college is satisfactory.

Options	Percentage of Students response
<i>Strongly agree</i>	51
<i>Agree</i>	44
<i>Neutral</i>	5
<i>Disagree</i>	0



16. Security and proctorial services in college are properly maintained.

Options	Percentage of Students response
<i>Strongly agree</i>	52
<i>Agree</i>	45
<i>Neutral</i>	3
<i>Disagree</i>	0



Analysis

College students are interviewed to get an idea regarding the Teaching-Learning process and college infrastructure. They have answered about the communication skill, regularity, punctuality, efficiency of teachers and also about new mechanisms or methods used by teachers. In case of college infrastructures these aspects are included as cleanliness of classrooms, toilets; availability of clean drinking water, canteen facility, internet facility; security in campus etc.

Four grades/ options 'strongly agree'; 'agree'; 'neutral'; 'disagree'; are put in the questionnaire for student's response.

Following are the important findings:

More than 95 % students responded as "Strongly Agree" and "Agree" about the good communication skill and covering full syllabus of Teachers.

Most of the Teachers of this institution are very regular, punctual and efficient as around 96 % of students have agreed regarding these questions and also, they agreed about the new modern teaching aids used by most of the Teachers.

Around 90 % of the students are satisfied with the real-life examples mentioned by the teacher while explaining the concepts, using the non-traditional methods of evaluation like quiz, seminars etc. and also take specially care for the weak students.

In case of college infrastructure, more than 90 % students are agreed about the question of cleanliness of classrooms & Toilets.

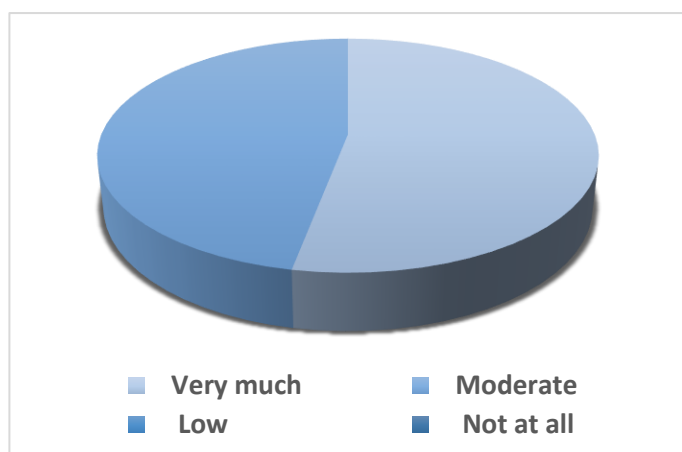
Clean drinking water is always available in college as 98 % students are satisfied.

Around 95 % students are satisfied about the internet facility available in college and the secure premises and environment is also available at this college.

FEEDBACK REPORT ON MENTORING OF STUDENTS,
VIJAYGARH JYOTISH RAY COLLEGE, KOLKATA, SESSION:
2019-2020

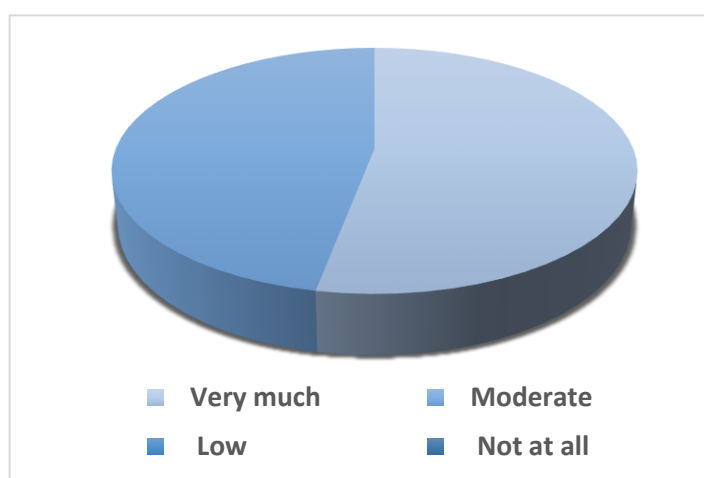
1. Do you find overall classroom-teaching interesting?

Options	Percentage of students response
Very much	53
Moderate	47
Low	0
Not at all	0



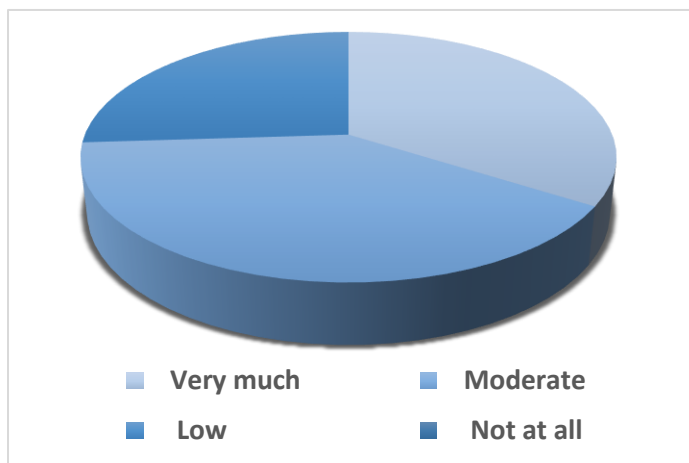
2. Do you think the mentoring is beneficial for you?

Options	Percentage of students response
Very much	53
Moderate	47
Low	0
Not at all	0



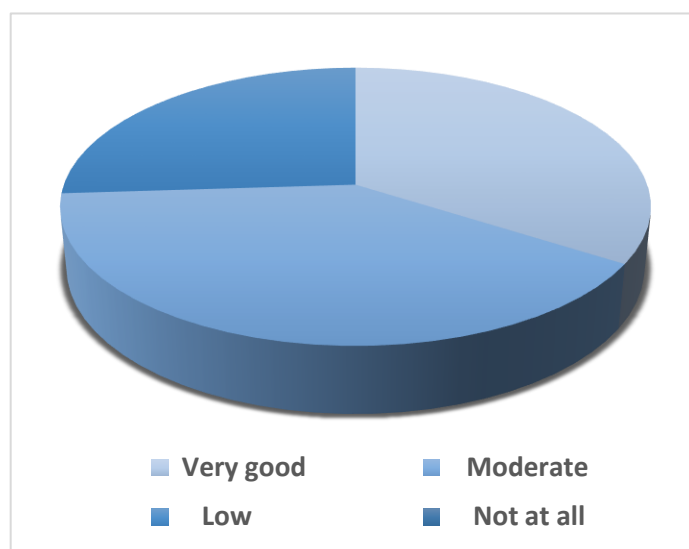
3. Overall Development of Students:

Options	Percentage of students response
Very much	34
Moderate	40
Low	26
Not at all	0



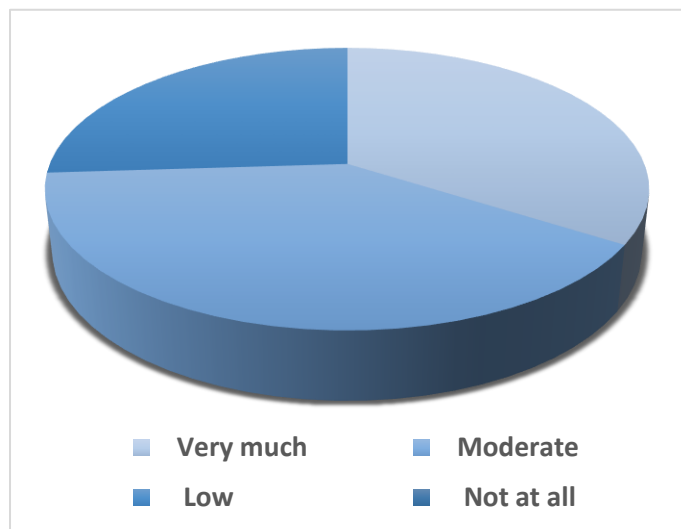
4. Regularity of the students in the college:

Options	Percentage of students response
Very good	34
Moderate	40
Low	26
Not at all	0



5. Is the student attentive in the class?

Options	Percentage of students response
Very good	34
Moderate	40
Low	26
Not at all	0



Analysis:

Students were surveyed to get feedback on five aspects namely

(a) classroom-teaching of the students, (b) beneficial of mentoring, (c) overall development of students and (d) their regularity in the college and lastly to know (e) the student's attentiveness in the class.

In all cases we put three grades or options like 'very much/very good'; 'moderate'; 'low'. If anyone is not agreeing with any of these options, then another option 'not at all' is also put here.

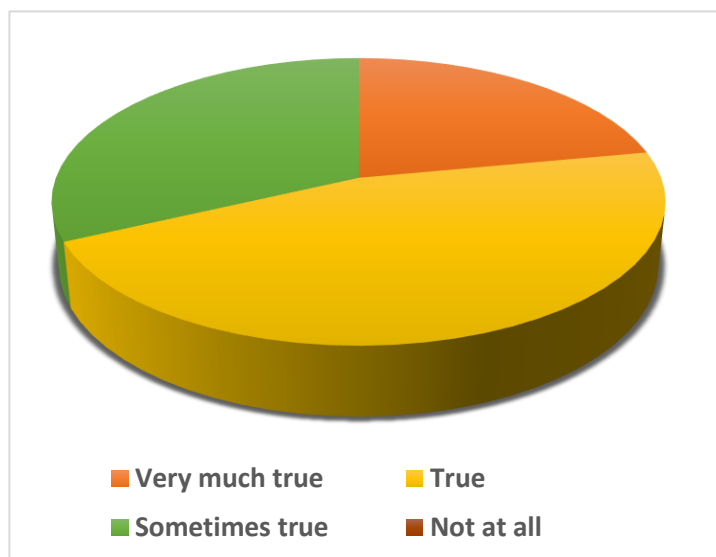
Findings are as follows:

- It is observed that 53% students are very much satisfied and 47% students are moderately satisfied with the performance of teachers in the overall classroom-teaching process. It is also observed that teachers are able to meet the demands of the students.
- By analysing the individual needs of the students, it is observed that 53% students are very much satisfied with the efforts of the mentors. But in the case of mentoring a constant follow-up is needed.
- Students are moderately satisfied with the efforts of the institution for the overall development of the students.
- Regularity of the students in the college are more or less satisfactory. More than 70% students having high (includes very good and moderate) regularity in the college.
- Students are not only regular but also attentive in the College. Those who are regular in the college also reported that they are attentive.

**FEEDBACK REPORT ON LIBRARY OF VIJAYGARH JYOTISH RAY
COLLEGE, KOLKATA, SESSION: 2019-2020**

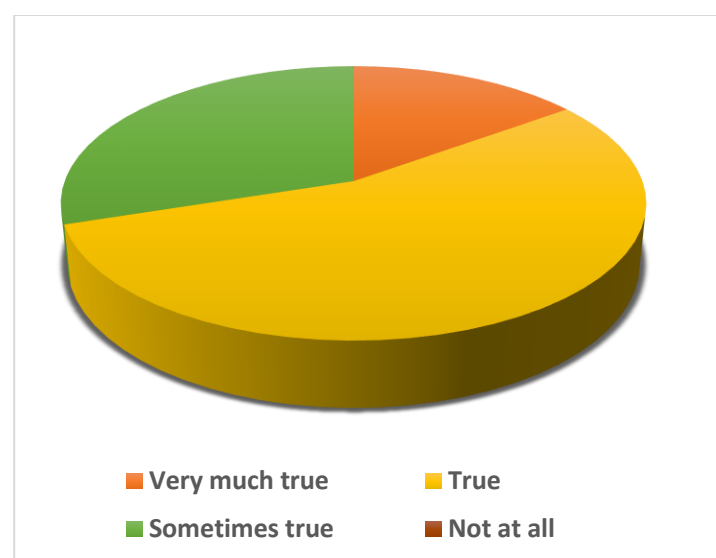
1. I am able to get the prescribed books in Library:

Options	Percentage of Students response
Very much true	22
True	46
Sometimes true	32
Not at all	0



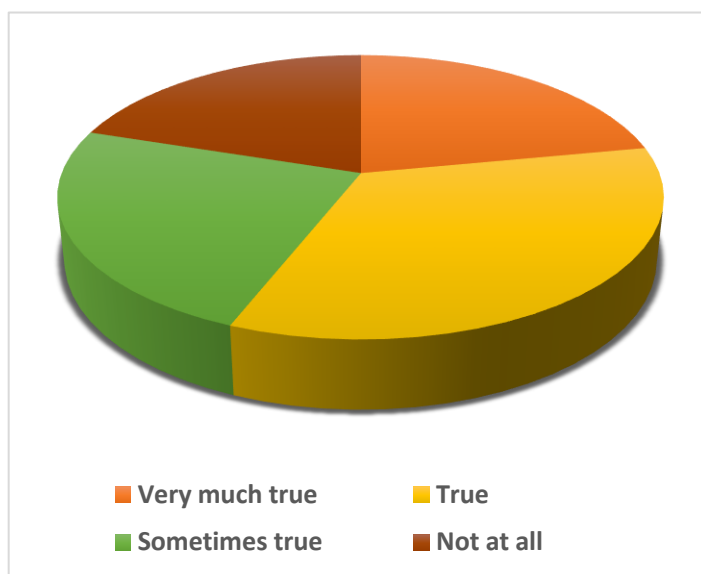
2. Our Library is up to date to our syllabus:

Options	Percentage of Students response
Very much true	15
True	55
Sometimes true	30
Not at all	0



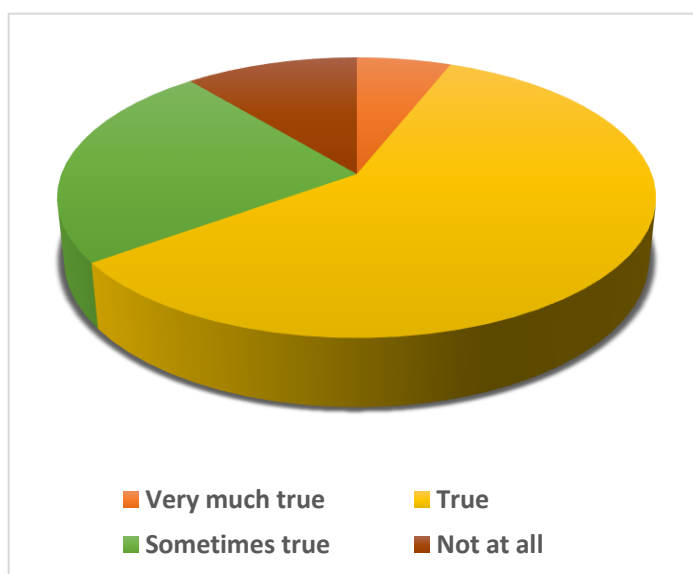
3. We can avail internet access through computer in our library for academic purpose:

Options	Percentage of Students response
Very much true	22
True	34
Sometimes true	24
Not at all	20



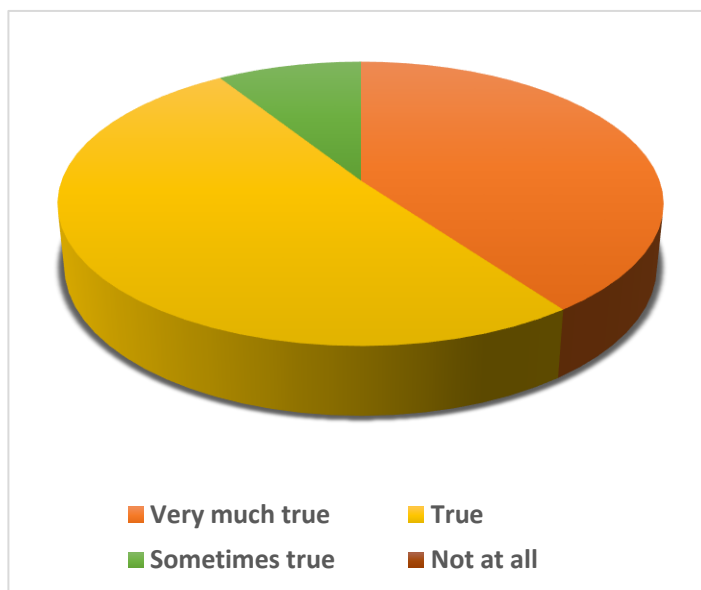
4. We have e-journal facility through INFLIBNET:

Options	Percentage of Students response
Very much true	6
True	59
Sometimes true	24
Not at all	11



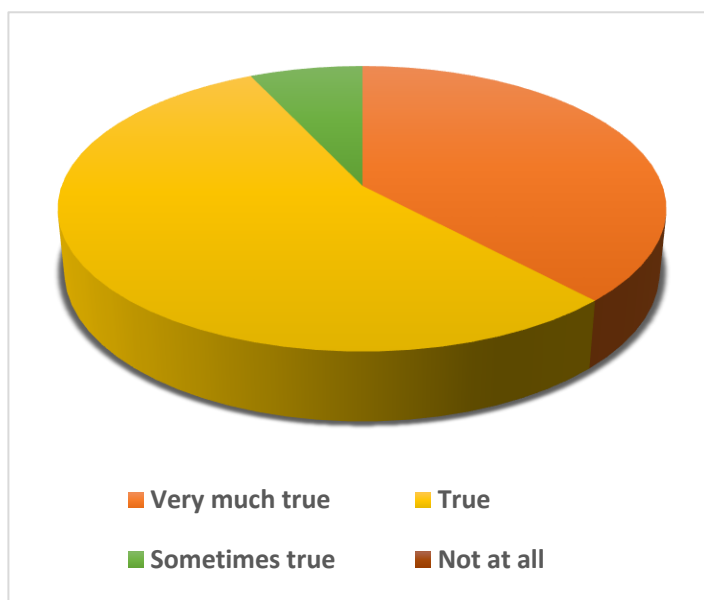
5. The interaction with Librarian is very much friendly:

Options	Percentage of Students response
Very much true	40
True	51
Sometimes true	9
Not at all	0



6. The Library service of our college is very much satisfactory:

Options	Percentage of Students response
Very much true	38
True	55
Sometimes true	7
Not at all	0



Analysis

Students were surveyed to get feedback on six aspects namely (a) availability of books in the college library as suggested by teachers (b) up-to-datedness of the college library (c) availability of Internet accessibility and (d) e-journal facility in the college and lastly to know whether (e) is our librarian student friendly? and (f) is our college library service satisfactory? In all the cases we put mainly three grades/options like 'very much true'; 'true'; 'sometime true'. If anyone is not agreeing with these options then another option 'not at all' is put here.

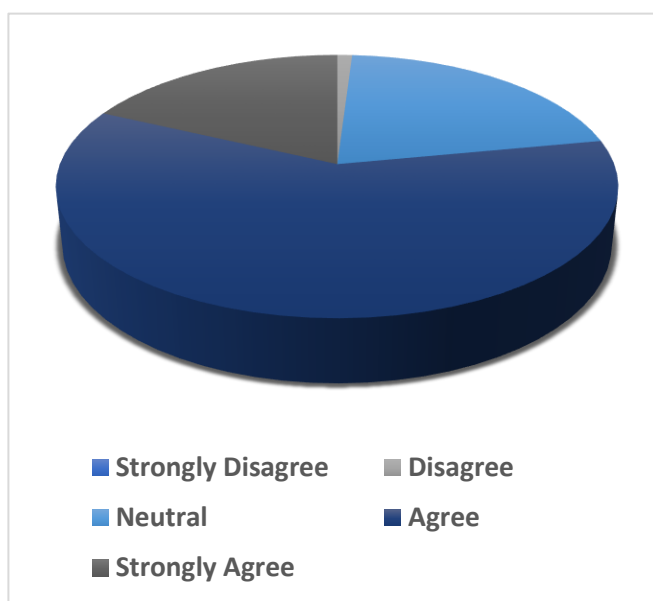
Findings are as follows:

- More than 60% students are strongly supported that they are getting the books (suggested by teachers) from college library. 32% students reported that they are getting books sometimes from the college library.
- More than 70% students were supported that our College library is satisfactory and up to date as per availability of books based on University syllabus.
- 54%Students strongly revealed that they can avail internet access through computer from the college library for their academic purpose, 24% students weekly support this view and 20% do not support this.
- Availability of e- journal facilities is very much helpful now a days. It is important to note that 65% students are using this e- journal facilities actively, 24% students weekly use this facility. 11% do not informed about such availability through INFLIBNET.
- More than 90% Students love with respect our college librarian for his/her students' friendliness.
- More than 93 % Students are satisfied with library service of our college.

FEEDBACK REPORT ON THE GENDER AUDIT OF STUDENTS, VIJAYGARH JYOTISH RAY COLLEGE, KOLKATA, SESSION: 2019-2020

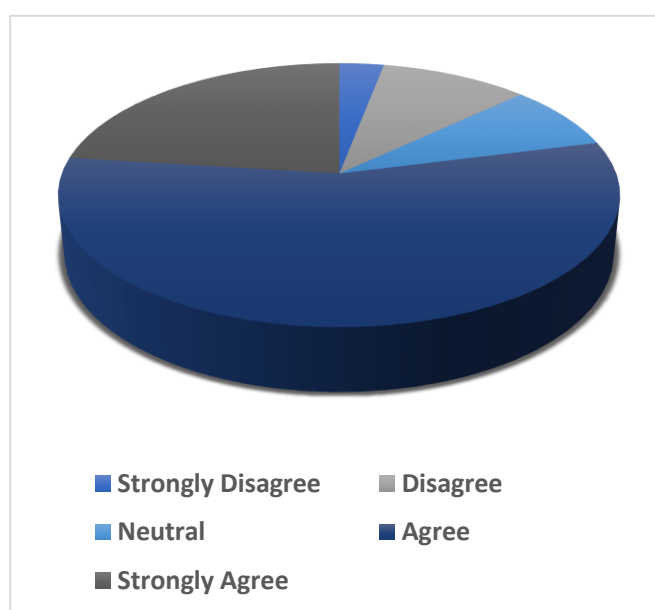
1. The college conducts gender sensitization program as a part of its curriculum:

Options	Percentage of Students response
Strongly Disagree	0
Disagree	1
Neutral	21
Agree	60
Strongly Agree	18



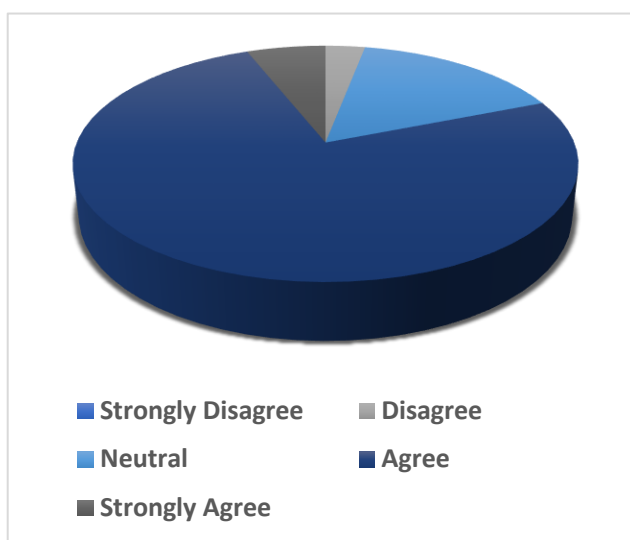
2. The college conducts gender awareness programs, such as awareness of sexual harassment, as a part of its curriculum:

Options	Percentage of Students response
Strongly Disagree	3
Disagree	10
Neutral	8
Agree	56
Strongly Agree	23



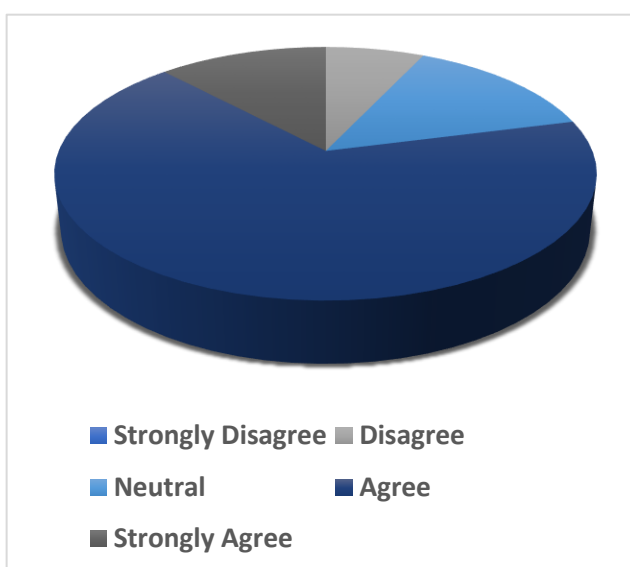
3. Adequate number of toilets available in the campus for girls:

Options	Percentage of Students response
Strongly Disagree	0
Disagree	3
Neutral	16
Agree	75
Strongly Agree	6



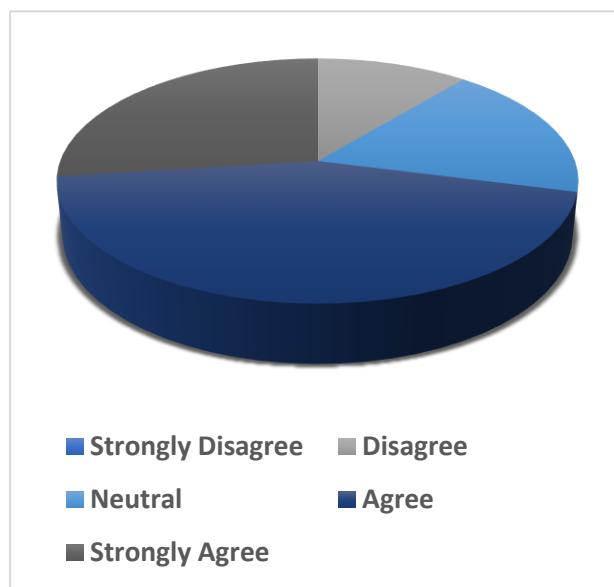
4. Adequate disposal bins are available in the toilet:

Options	Percentage of Students response
Strongly Disagree	0
Disagree	7
Neutral	14
Agree	67
Strongly Agree	12



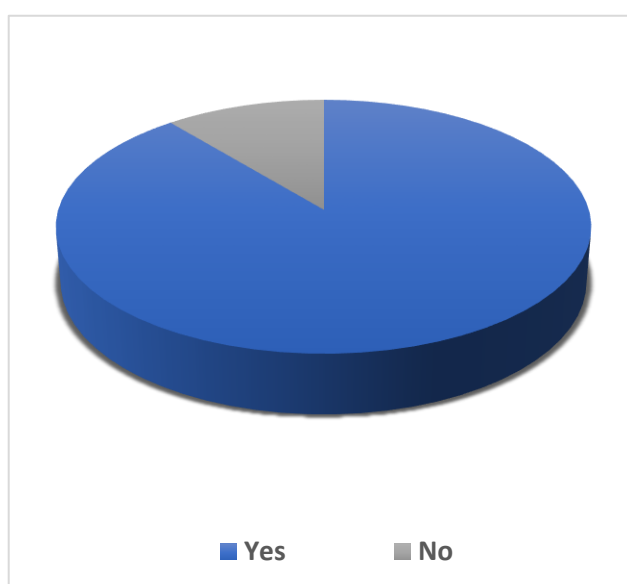
5. Adequate lighting is available in class rooms, common areas, toilets etc.

Options	Percentage of Students response
Strongly Disagree	0
Disagree	11
Neutral	18
Agree	44
Strongly Agree	27



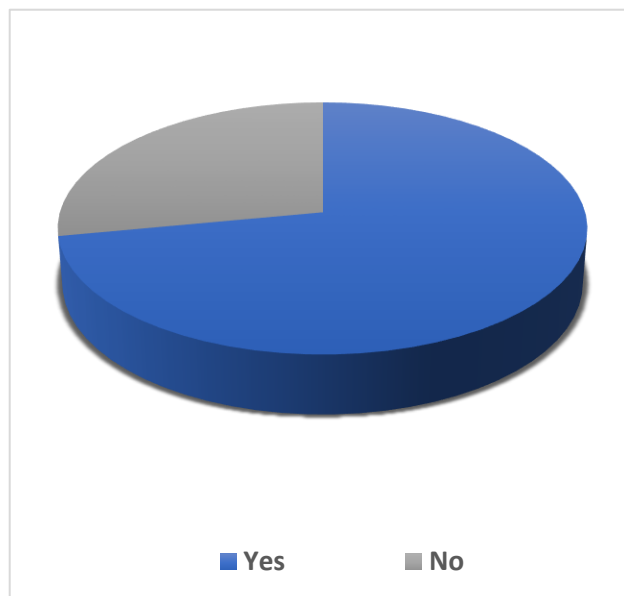
6. A women cell is set up in the college and students are aware about the cell:

Options	Percentage of Students response
Yes	89
No	11



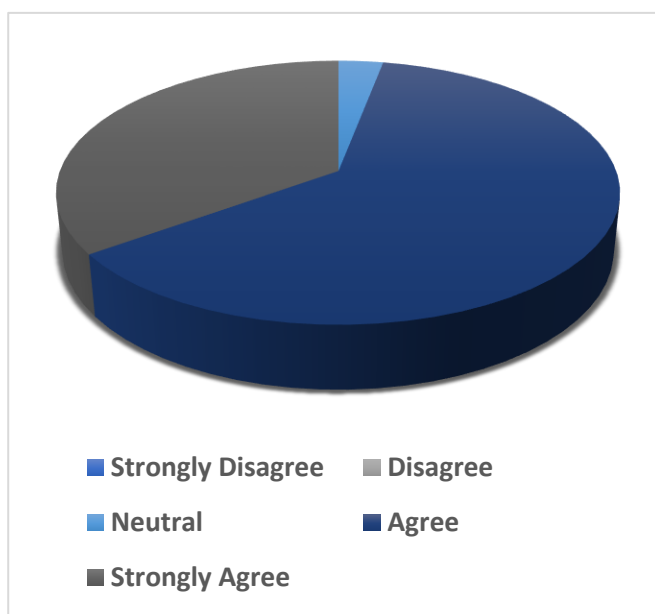
7. A grievance redressal cell has been set up:

Options	Percentage of Students response
Yes	72
No	28



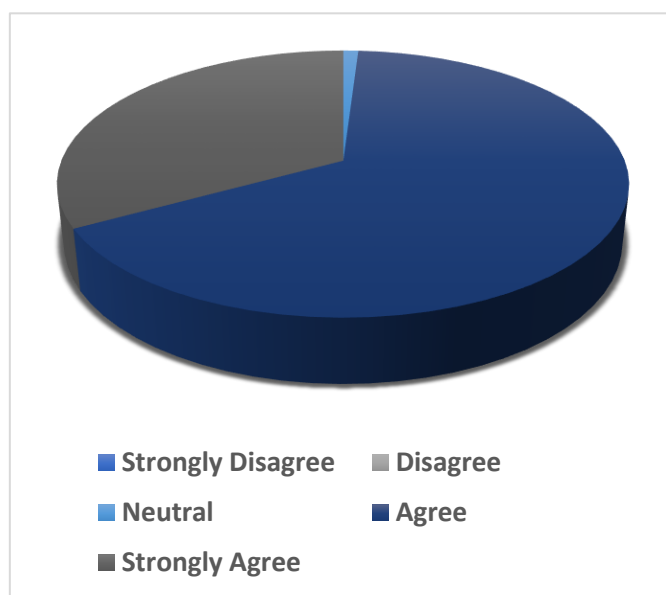
8. The classroom offers equal opportunities to all genders:

Options	Percentage of Students response
Strongly Disagree	0
Disagree	0
Neutral	3
Agree	62
Strongly Agree	35



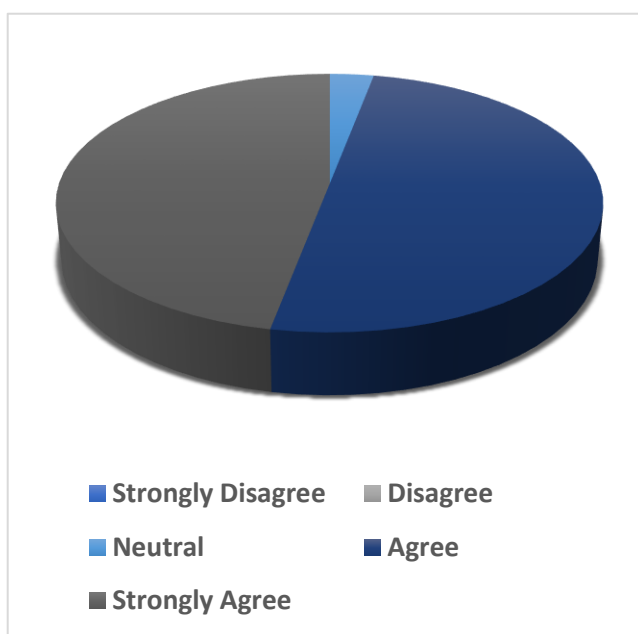
9. The laboratory offers equal opportunities to all genders:

Options	Percentage of Students response
Strongly Disagree	0
Disagree	0
Neutral	1
Agree	66
Strongly Agree	33



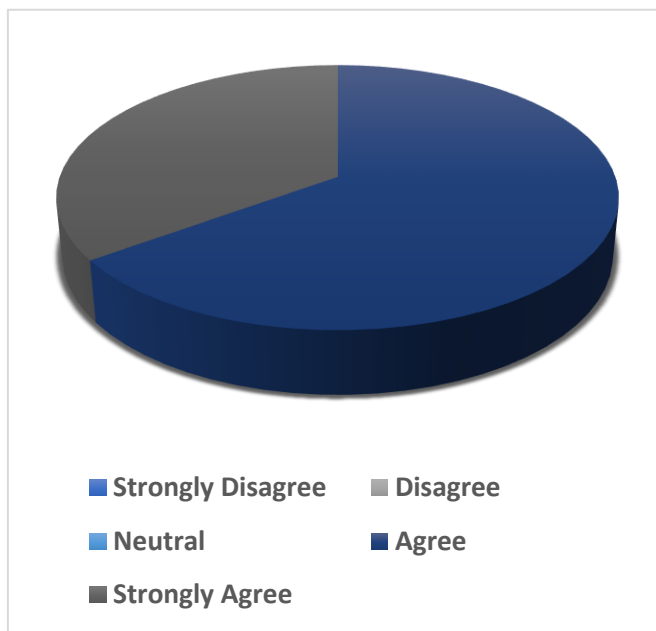
10. The library offers equal opportunities to all genders:

Options	Percentage of Students response
Strongly Disagree	0
Disagree	0
Neutral	3
Agree	50
Strongly Agree	47



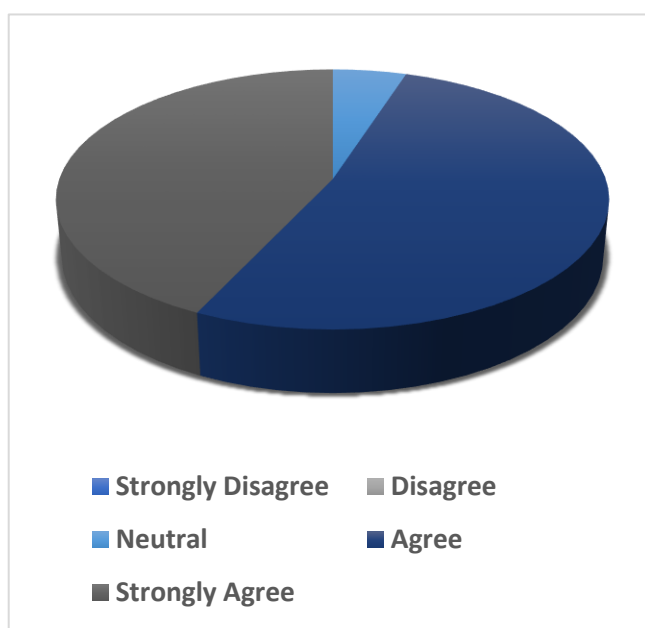
11. The office offers equal opportunities to all genders:

Options	Percentage of Students response
Strongly Disagree	0
Disagree	0
Neutral	0
Agree	65
Strongly Agree	35



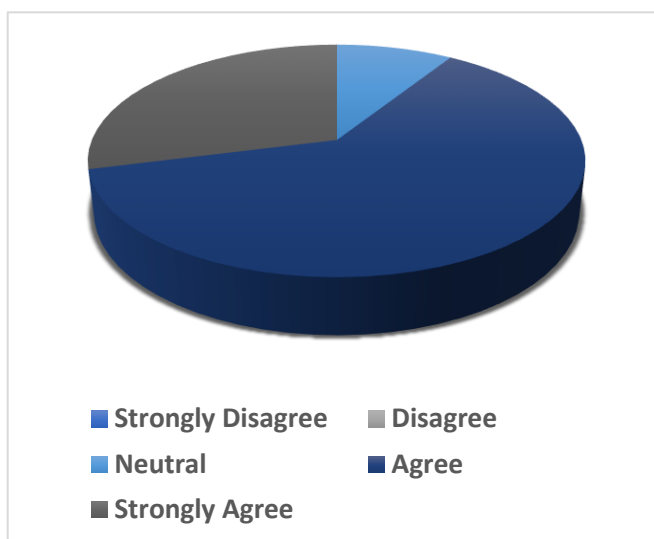
12. Safe environment is available for all girl students in the campus:

Options	Percentage of Students response
Strongly Disagree	0
Disagree	0
Neutral	5
Agree	52
Strongly Agree	43



13. Adequate security arrangements have been made in the campus and common areas during day and night:

Options	Percentage of Students response
Strongly Disagree	0
Disagree	0
Neutral	9
Agree	62
Strongly Agree	29



Analysis

College students are interviewed to get an idea regarding gender audit of our college. Following aspects are included in the questionnaire:

Whether the college conducts gender sensitization program and gender awareness program such as awareness of sexual harassment as a part of its curriculum;

adequacy of toilets and disposal bins in the campus for girl students specially;

adequacy of lighting facilities in classrooms, common areas, toilet etc.

Existence of Women cell and grievance redressal cell in the college and student's knowhow about the cell.

Whether equal opportunities are offered to all genders in the classroom, laboratory, library, office. Safe environment is available to all girl students in the campus; adequate security arrangements have been made in the campus and common areas during day and night.

Five grades/ options 'strongly agree'; 'agree'; 'neutral'; 'disagree'; 'strongly disagree' are put in the questionnaire for student's response and also Yes/ No are put up in some questions.

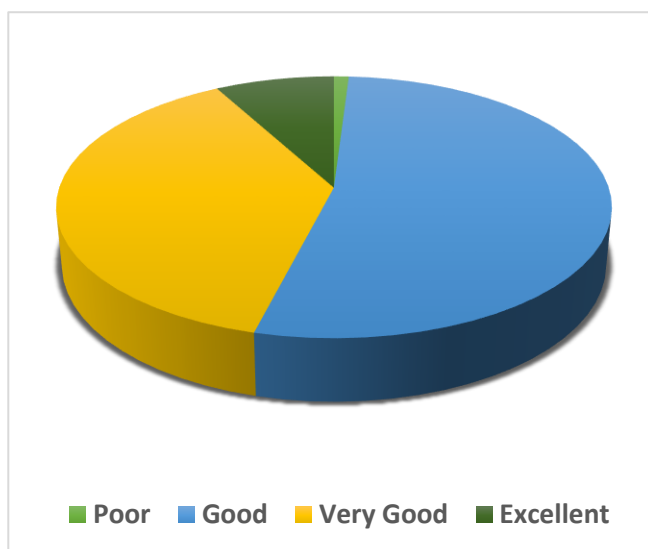
Following at the important findings:

- About 60% students are agreed that the college conducts regularly gender sensitization program as well as gender awareness programs such as awareness of sexual harassment as a part of its curriculum.
- 75% students reported the availability of toilets specially for girl students, but 67% students reported the availability of disposal bins in the toilet.
- Students are more or less satisfactory with adequacy of lighting available in classrooms common areas toilets etc. Although 27% students strongly viewed that they are satisfied with the adequacy of lighting facilities.
- Most of the students are aware about the existence of women cell as well as grievance redressal cell of our college.
- Our college students agreed that no discrimination is made in the college classroom, college laboratory, college library and our college office. College offers equal opportunities to all genders.
- Hundred percent girl students are feeling safe environment in the college.
- More than 60% students agree that there exist adequate security arrangements in the campus and common areas during day and night. 29% students strongly viewed this issue.

REPORT OF FEEDBACK GIVEN BY PARENTS/ GUARDIAN OF STUDENTS, VIJAYGARH JYOTISH RAY COLLEGE, KOLKATA, SESSION: 2019-2020

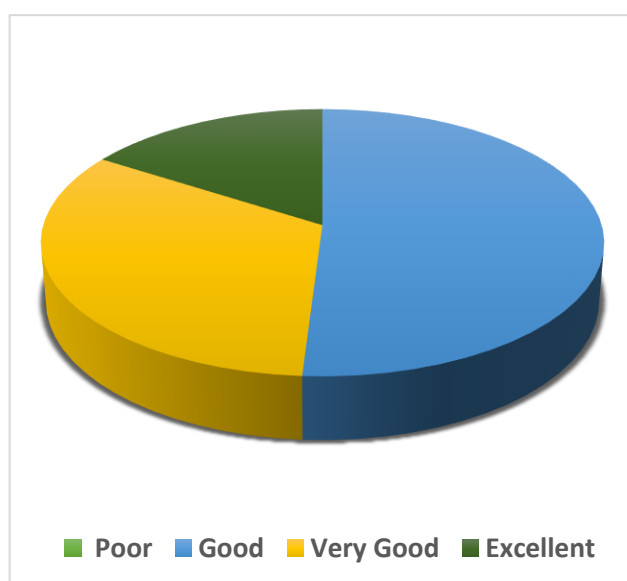
1. Campus Atmosphere:

Options	% of Guardian response
Poor	1
Good	53
Very Good	38
Excellent	8



2. Transparency of Admission System:

Options	% of Guardian response
Poor	0
Good	51
Very Good	33
Excellent	16



3. Quality of Teaching:

Options	% of Guardian response
Poor	0
Good	28
Very Good	28
Excellent	44



4. Regularity of Classes:

Options	% of Guardian response
Poor	0
Good	40
Very Good	30
Excellent	30



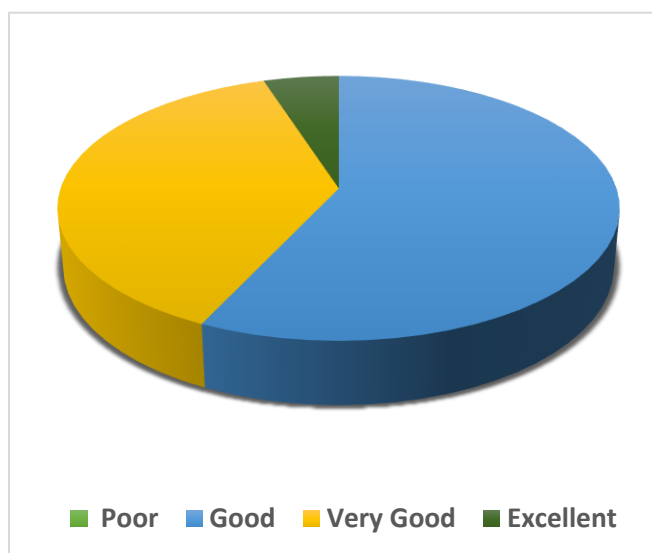
5. Library Facility:

Options	% of Guardian response
Poor	0
Good	59
Very Good	31
Excellent	10



6. Laboratory facility:

Options	% of Guardian response
Poor	0
Good	57
Very Good	38
Excellent	5



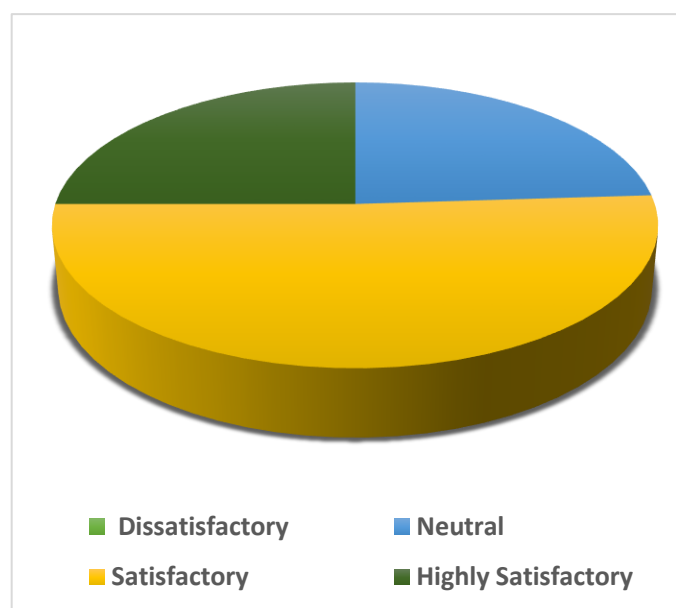
7. Evaluation System:

Options	% of Guardian response
Poor	0
Good	56
Very Good	27
Excellent	17



8. Cooperation of Office Staff:

Options	% of Guardian response
Dissatisfactory	0
Neutral	24
Satisfactory	51
Highly Satisfactory	25



Analysis:

Our college interviewed parents of our college students to get feedback through a scientific questionnaire which is designed to know no about eight aspects of our college namely (a) college atmosphere (b) transparency of admission system (c) quality of teaching (d) regularity of classes (e) library facility (f) laboratory facility (g) evaluation system (h) co-operation of college office staff. Four gradings/options namely 'excellent'; 'very good'; 'good'; 'poor' are in the questionnaire and also 'Highly Satisfactory', 'Satisfactory', 'Neutral' and 'Dissatisfactory' are put up somewhere in questionnaire.

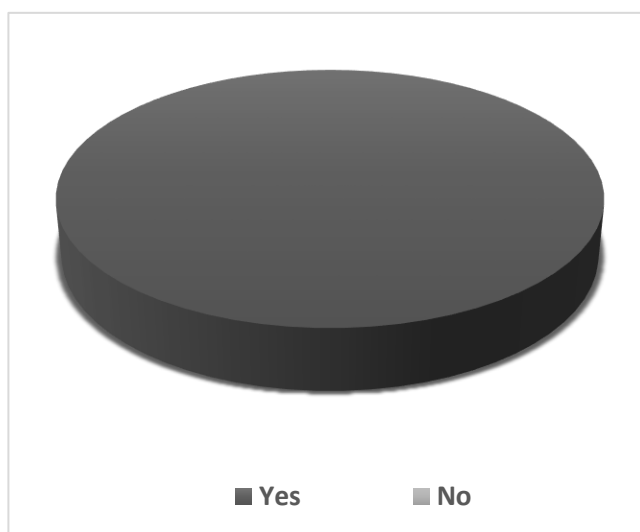
Findings are as follows:

- Our college campus atmosphere is not so excellent but more than 50% parents are happy with our good college atmosphere. 38% guardians considered our college campus as very good.
- None of the guardians reported any lack of transparency in our college admission system. More than 50% guardians reported good transparency of our College admission system, 33% reported as very good and 16% reported as excellent.
- Guardians are happy with quality of teaching activities. 44% guardians revealed that the teaching quality of our college teachers are excellent. 28% guardians revealed teaching quality as very good and remaining 28% revealed it as good.
- Guardians are also happy with the regularity of the classes in our college. None of them are considered it as poor. Hundred percent guardians considering good maintenance of the regularity of classes among which 30% viewed as excellent.
- Our library facility is quite good. The same is felt by the guardians. About 60% guardians considered our library facility as good, 31% reported as very good and 10% reported as excellent.
- College laboratory facilities for science students also quite satisfactory. 57% guardians reported their good satisfaction regarding laboratory facility, 30% reported as very good and 5% reported as excellent.
- Hundred percent guardians Considered Evaluation system as good among which 27% considered very good and 17% considered excellent.
- None of our student's guardian are dissatisfied with our college office staff. More than 50% are satisfied with the cooperation of our college office staff, 25% are highly satisfied. Although 24% guardian remain neutral to put any feedback on this issue.

FEEDBACK REPORT OF ALUMNI, VIJAYGARH JYOTISH RAY COLLEGE, KOLKATA, SESSION: 2019-2020

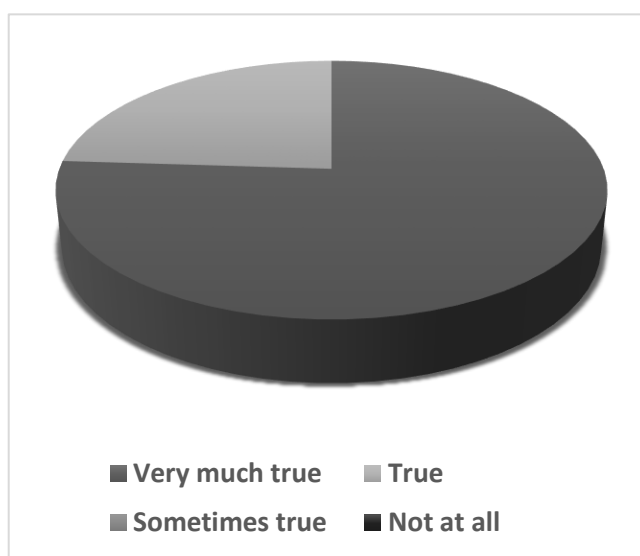
1. The education I received has served me a lot.

Options	Percentage of students response
Yes	100
No	0



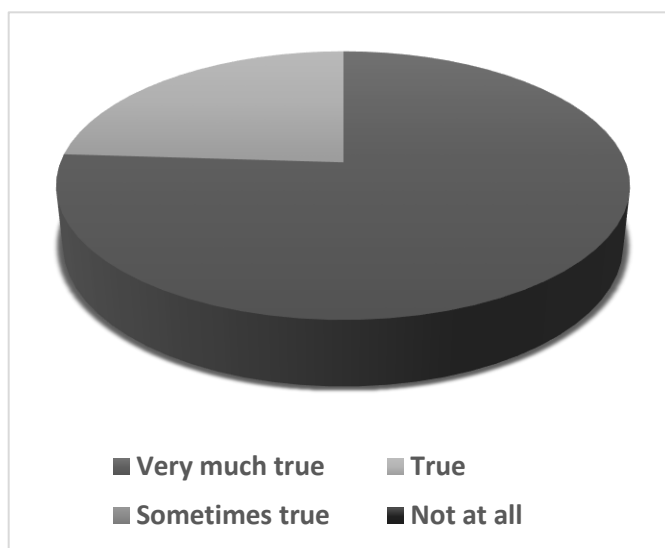
2. The teacher-student relationship is appreciable.

Options	Percentage of Students response
Very much true	76
True	24
Sometimes true	0
Not at all	0



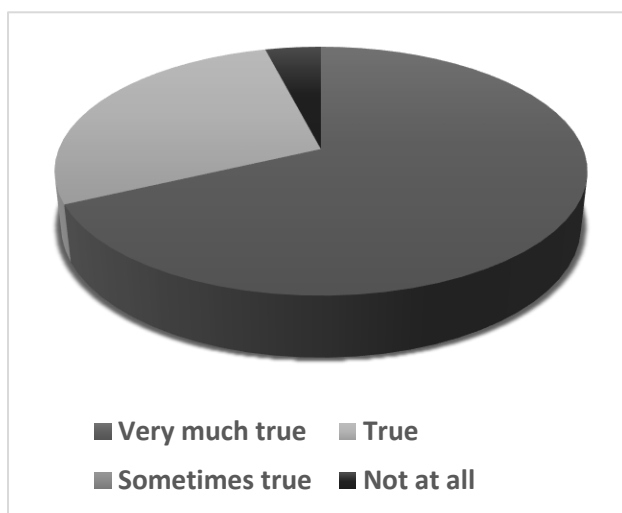
3. The evaluation system of the college is transparent.

Options	Percentage of Students response
Very much true	76
True	24
Sometimes true	0
Not at all	0



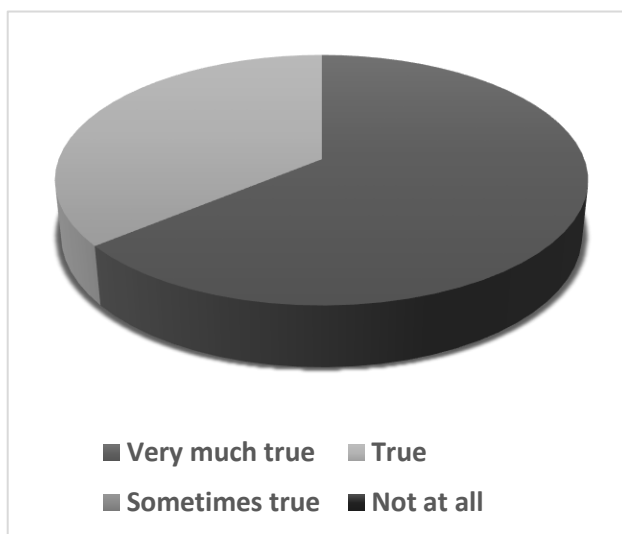
4. I feel the admission procedure of this college is very much transparent.

Options	Percentage of Students response
Very much true	68
True	28
Sometimes true	0
Not at all	4



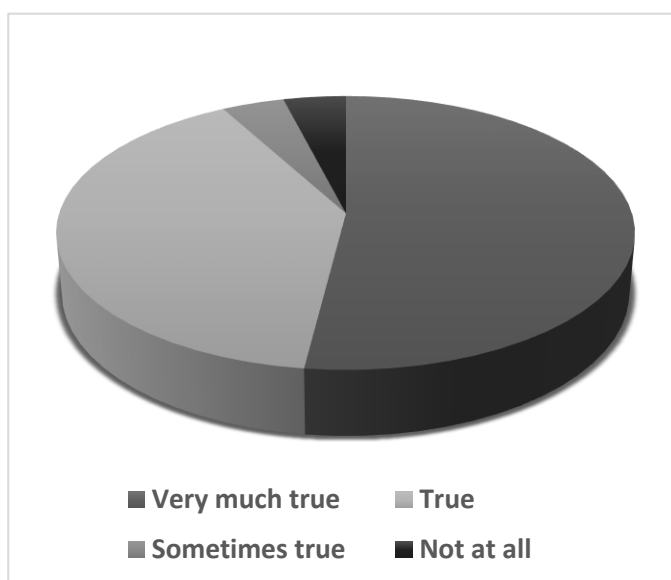
5. I feel the laboratory is well equipped.

Options	Percentage of Students response
Very much true	64
True	36
Sometimes true	0
Not at all	0



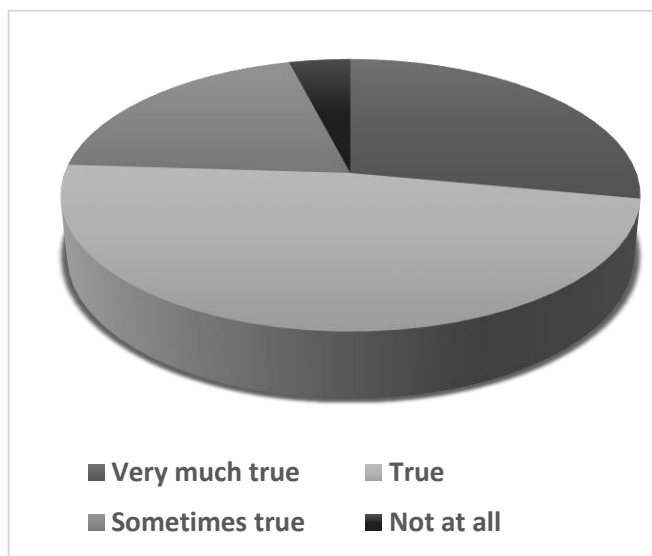
6. The resource of the college library of this college is up to date.

Options	Percentage of Students response
Very much true	52
True	40
Sometimes true	4
Not at all	4



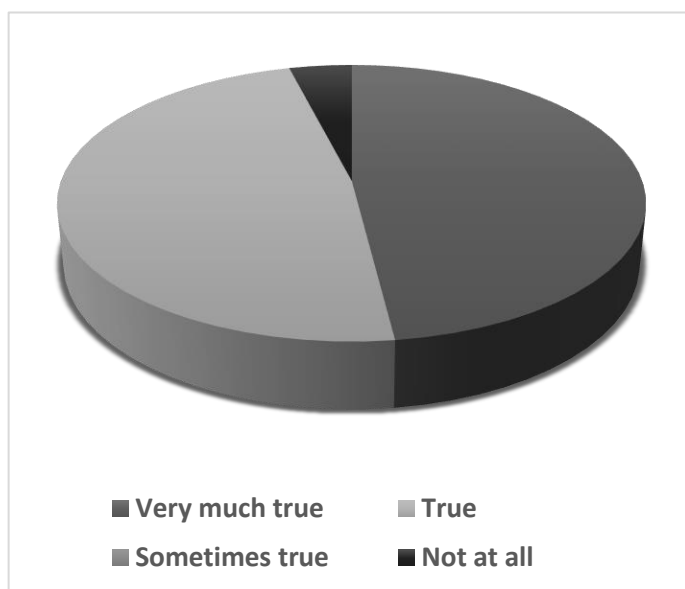
7. I feel canteen service and drinking water facility of this college are appreciable.

Options	Percentage of Students response
Very much true	28
True	48
Sometimes true	20
Not at all	4



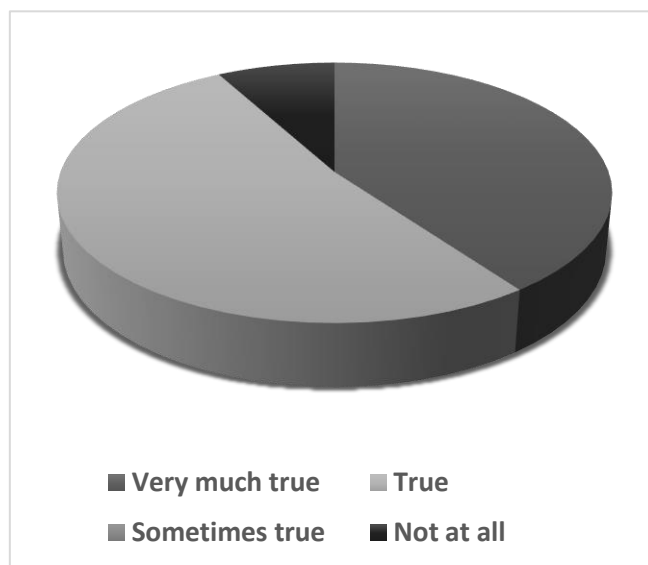
8. The development in the college in recent years is appreciable.

Options	Percentage of Students response
Very much true	48
True	48
Sometimes true	0
Not at all	4



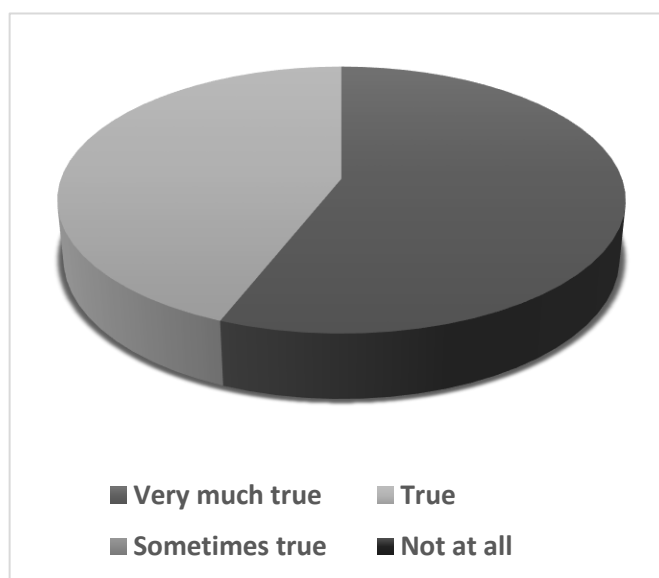
9. The office service of this college is very much appreciable.

Options	Percentage of Students response
Very much true	40
True	52
Sometimes true	0
Not at all	8



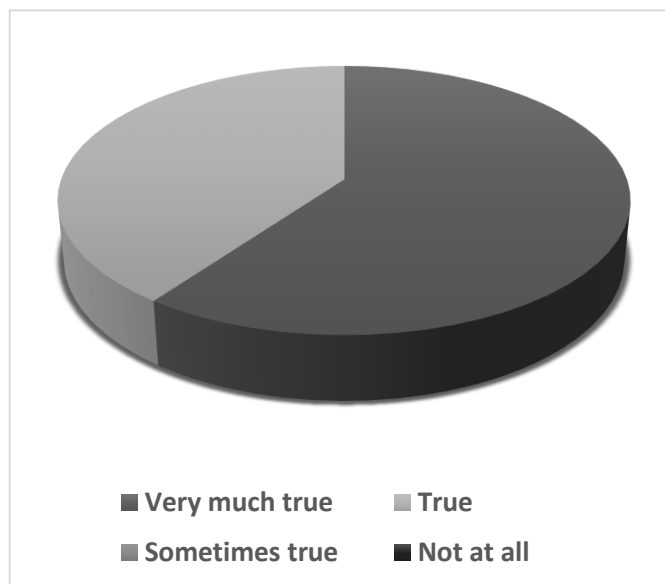
10. The security of the students is enough in the college campus.

Options	Percentage of Students response
Very much true	56
True	44
Sometimes true	0
Not at all	0



11. I feel proud to be the student of this college and I will recommend other students also to study in this college.

Options	Percentage of Students response
Very much true	60
True	40
Sometimes true	0
Not at all	0



Analysis

Alumni of this college can be traced into different fields. The following analysis can be deduced from the Alumni Feedback.

Feedback from our College alumni was taken into consideration through questionnaire having 10 different aspects.

- Hundred percent alumni reported that the education received from the institution has served them a lot.
- More than 75% alumni highly appreciated the teacher student relationship.
- The evaluation system of the college is considered very much transparent by most of the alumni. They also have the same feeling regarding the admission procedure of the college.
- 64% alumni strongly feel that the college laboratory is well equipped but 36% do not strongly support this view.
- 50% alumni report that the resources of the college library are highly up to date but 40% alumni partly support this view and 4% believe not up to the mark.
- Mixed responses were found from the alumni regarding the college office service, canteen service and the drinking water facility. Less than 50% of alumni are strongly satisfied with these services. 48% are satisfied not so strongly with these services.

- 100% of alumni are satisfied with college campus security. More than 50% of alumni strongly believe that the security of the college campus is enough. 44% of alumni partly believe this view.
- All alumni are feeling proud to be alumni of this college and will recommend junior students to study in this college.