



Report on Student Satisfaction Survey

Session: 2020-21



Internal Quality Assurance Cell

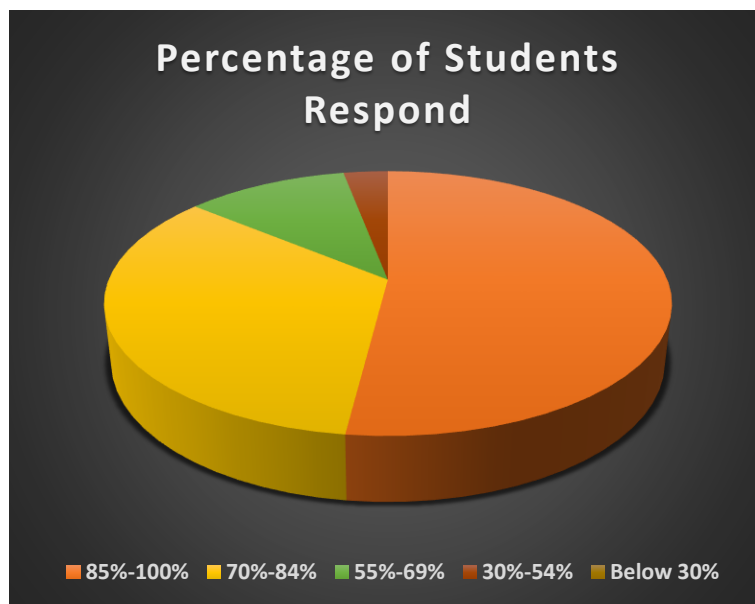
Vijaygarh Jyotish Ray College

Kolkata

STUDENT SATISFACTION SURVEY REPORT ON TEACHING- LEARNING PROCESS & EVALUATION, VIJAYGARH JYOTISH RAY COLLEGE, KOLKATA, SESSION: 2020-21

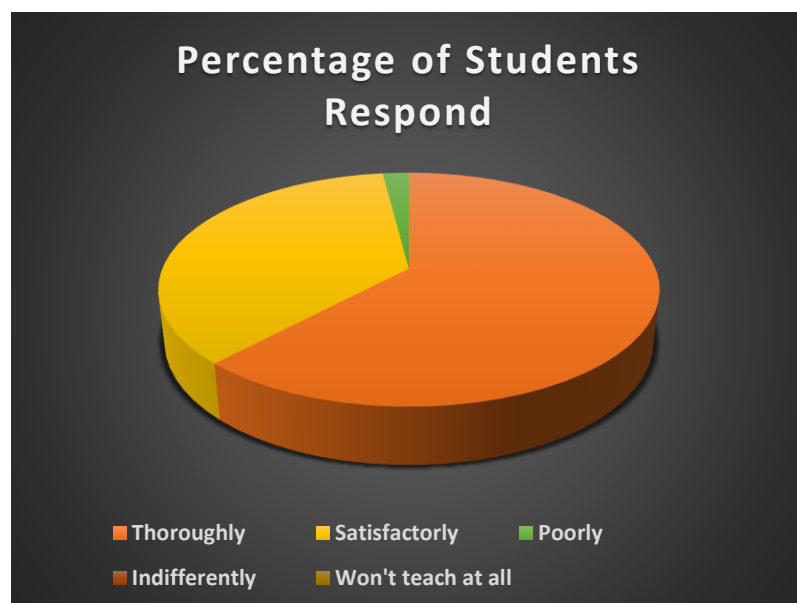
1. How much of the syllabus was covered in the class?

Options	Percentage of Students Respond
85%-100%	52
70%-84%	34
55%-69%	11
30%-54%	3
Below 30%	0



2. How well did the teachers prepare for the classes?

Options	Percentage of Students Respond
Thoroughly	62
Satisfactorily	36
Poorly	2
Indifferently	0
Won't teach at all	0

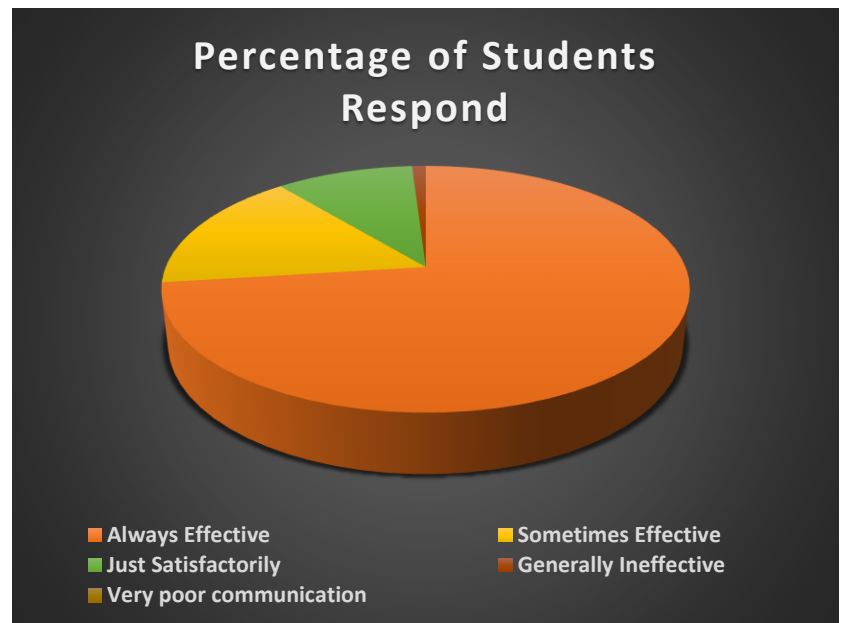


Rajjani Mousy

Principal
Vijaygarh Jyotish Ray College
Kolkata-700 032

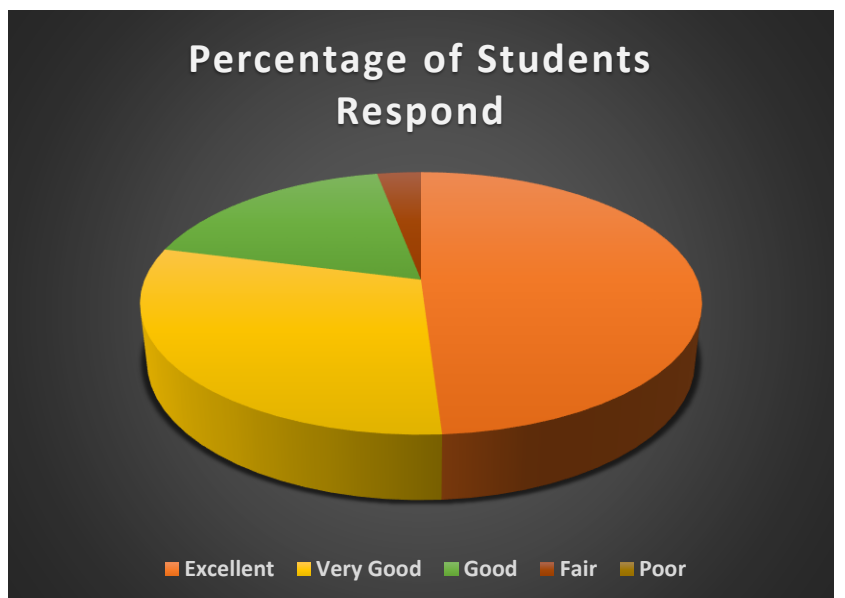
3. How well were the teachers able to communicate?

Options	Percentage of Students Respond
<i>Always Effective</i>	73
<i>Sometimes Effective</i>	16
<i>Just Satisfactorily</i>	10
<i>Generally Ineffective</i>	1
<i>Very poor communication</i>	0



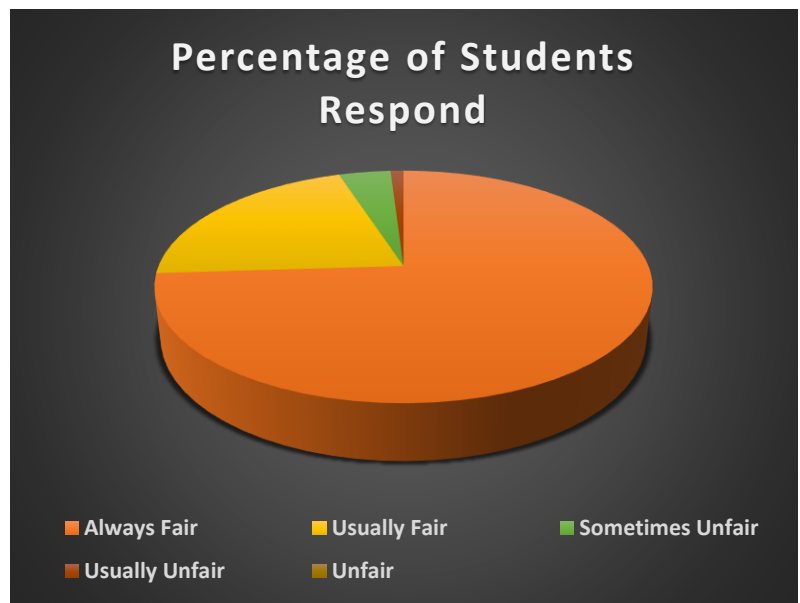
4. The teacher's approach to teaching can best be described as-

Options	Percentage of Students Respond
<i>Excellent</i>	49
<i>Very Good</i>	30
<i>Good</i>	18
<i>Fair</i>	3
<i>Poor</i>	0



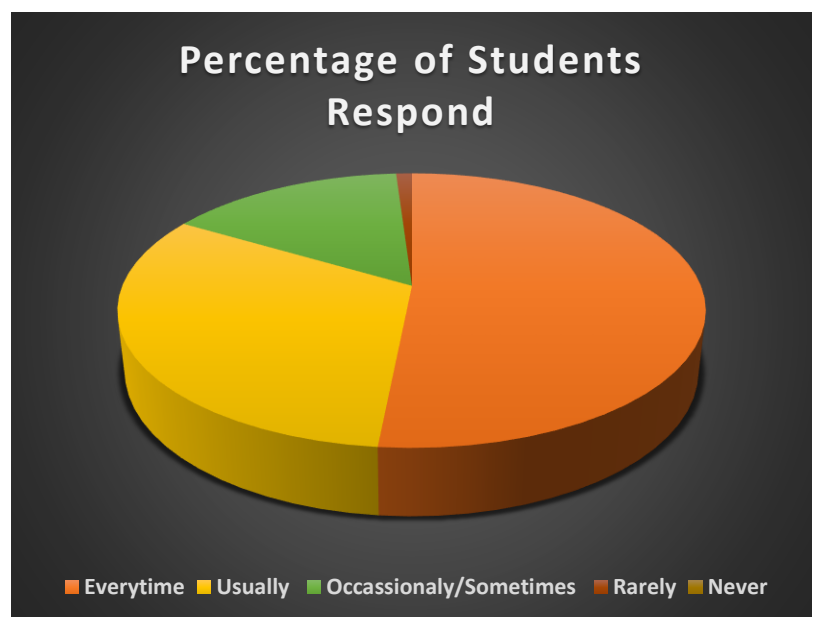
5. Fairness of the internal evaluation process by the teachers.

Options	Percentage of Students Respond
<i>Always Fair</i>	74
<i>Usually Fair</i>	21
<i>Sometimes Unfair</i>	4
<i>Usually Unfair</i>	1
<i>Unfair</i>	0



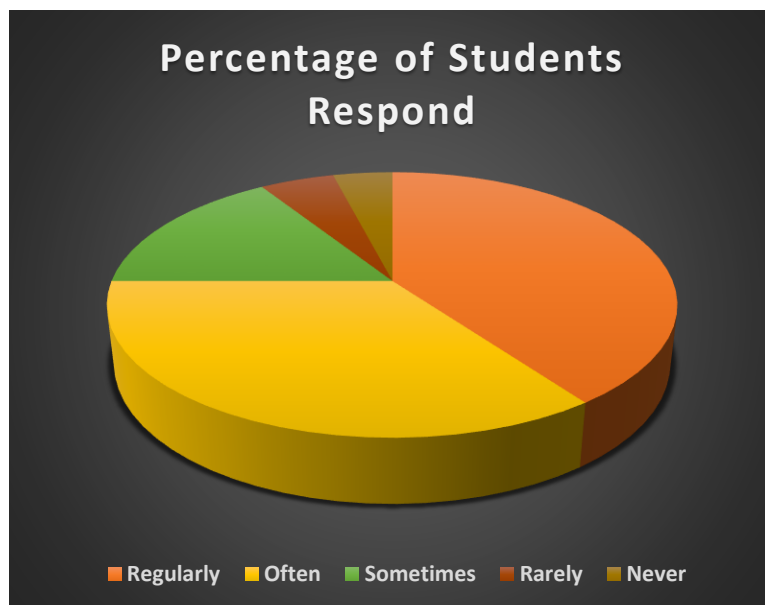
6. Was your performance in assignments discussed with you?

Options	Percentage of Students Respond
<i>Every time</i>	50
<i>Usually</i>	31
<i>Occasionally/Sometimes</i>	15
<i>Rarely</i>	1
<i>Never</i>	0



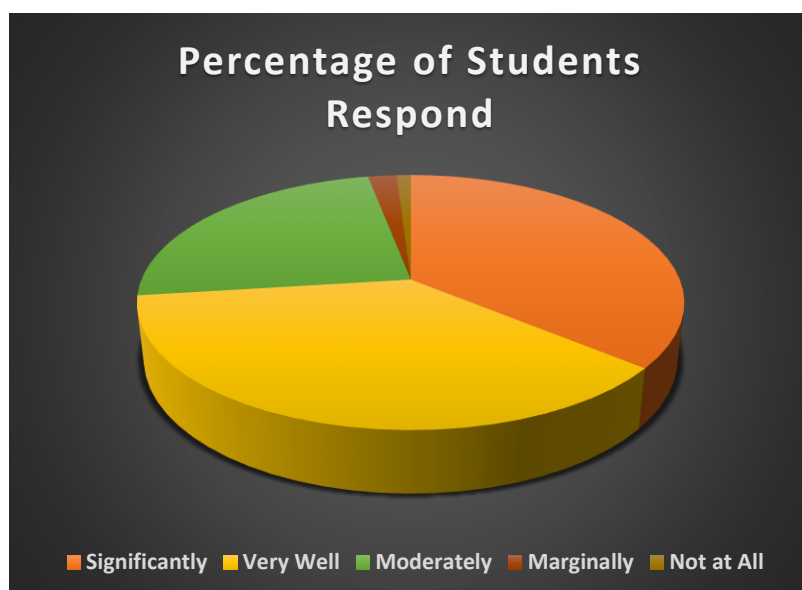
7. The institute takes active interest in promoting internship, student exchange, field visit opportunities for students.

<i>Options</i>	<i>Percentage of Students Respond</i>
<i>Regularly</i>	40
<i>Often</i>	35
<i>Sometimes</i>	16
<i>Rarely</i>	5
<i>Never</i>	4



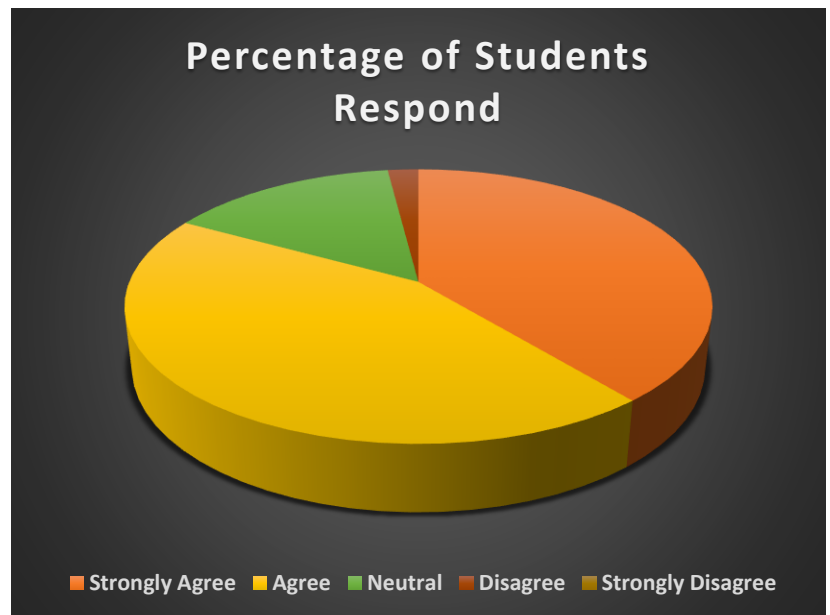
8. The teaching and mentoring process in your institution facilitates you in cognitive, social and emotional growth.

<i>Options</i>	<i>Percentage of Students Respond</i>
<i>Significantly</i>	36
<i>Very Well</i>	37
<i>Moderately</i>	24
<i>Marginally</i>	2
<i>Not at All</i>	1



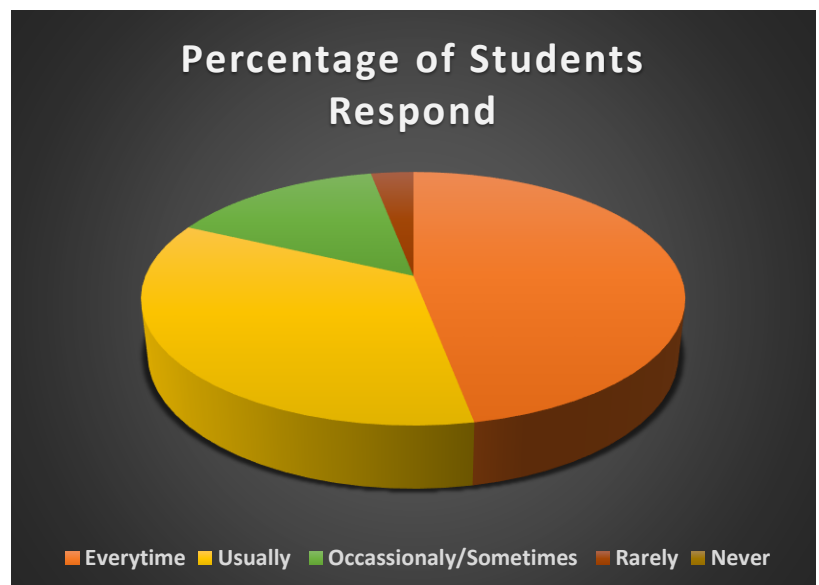
9. The institution provides multiple opportunities to learn and grow.

<i>Options</i>	<i>Percentage of Students Respond</i>
<i>Strongly Agree</i>	39
<i>Agree</i>	44
<i>Neutral</i>	15
<i>Disagree</i>	2
<i>Strongly Disagree</i>	0



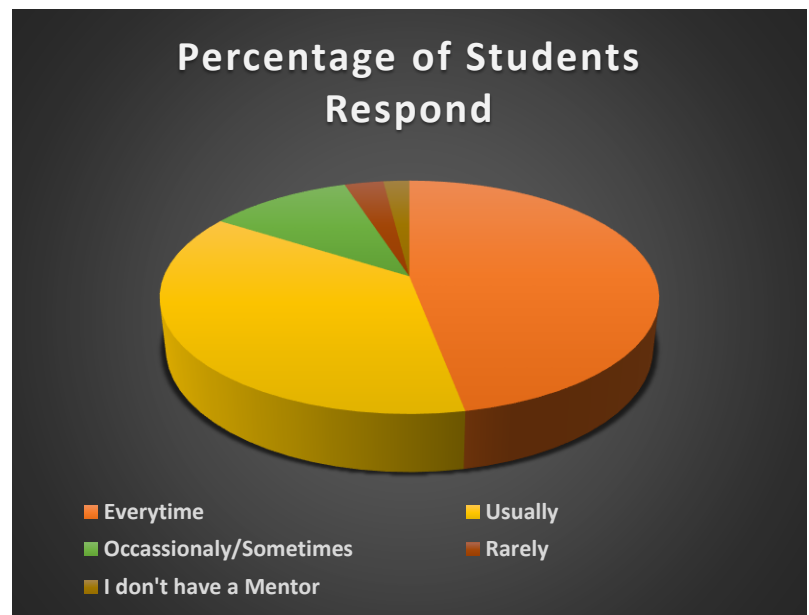
10. Teachers inform you about your expected competencies, course outcomes and programme outcomes.

<i>Options</i>	<i>Percentage of Students Respond</i>
<i>Every time</i>	47
<i>Usually</i>	35
<i>Occasionally/ Sometimes</i>	15
<i>Rarely</i>	3
<i>Never</i>	0



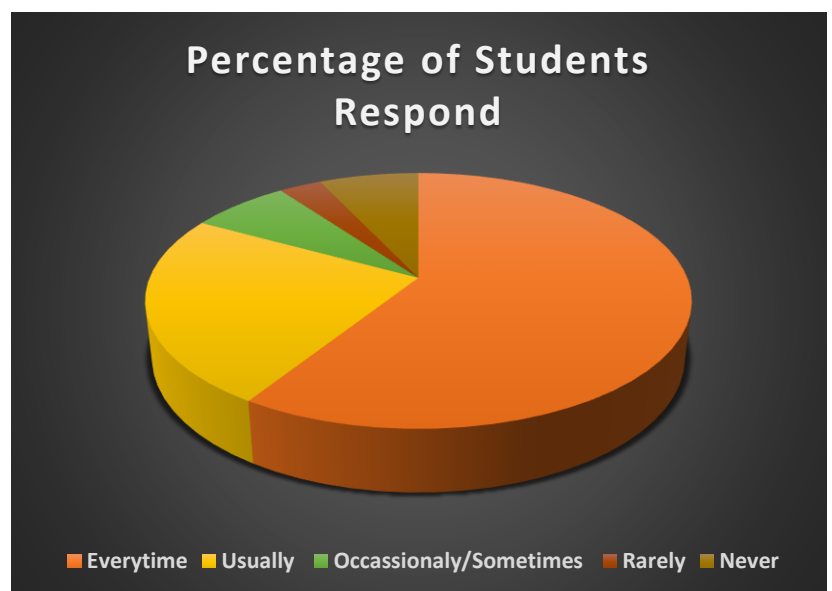
11. Your mentor does a necessary follow-up with an assigned task to you.

<i>Options</i>	<i>Percentage of Students Respond</i>
<i>Every time</i>	47
<i>Usually</i>	37
<i>Occasionally/ Sometimes</i>	11
<i>Rarely</i>	3
<i>I don't have a Mentor</i>	2



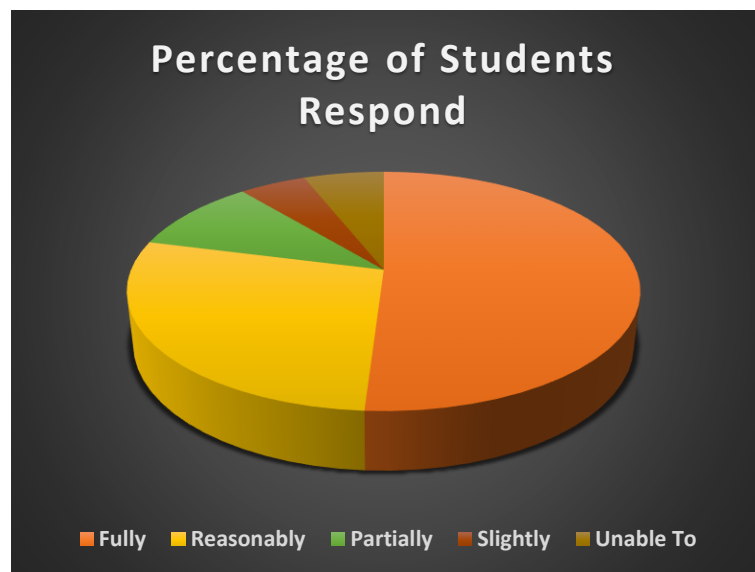
12. The teachers illustrate the concepts through examples and applications.

<i>Options</i>	<i>Percentage of Students Respond</i>
<i>Every time</i>	59
<i>Usually</i>	24
<i>Occasionally/ Sometimes</i>	7
<i>Rarely</i>	3
<i>Never</i>	7



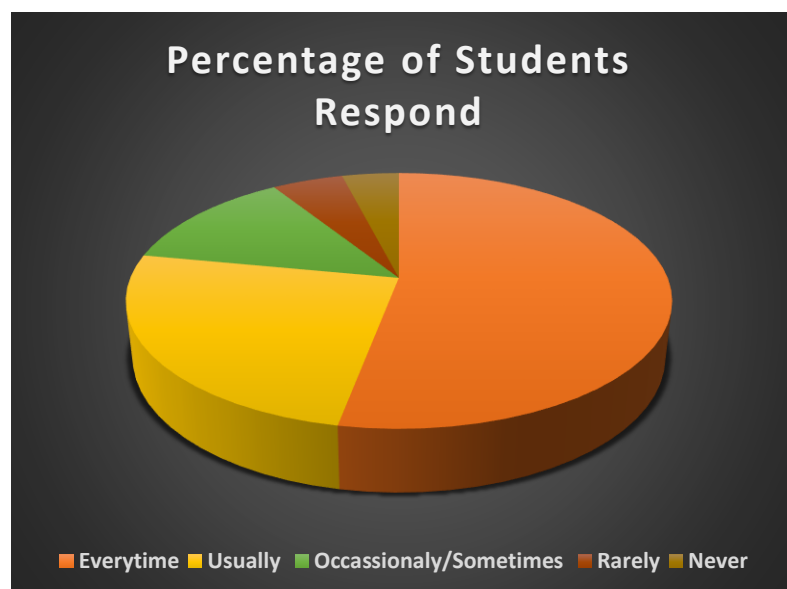
13. The teachers identify your strengths and encourage you with providing the right level of challenges.

Options	Percentage of Students Respond
Fully	51
Reasonably	28
Partially	10
Slightly	5
Unable To	6



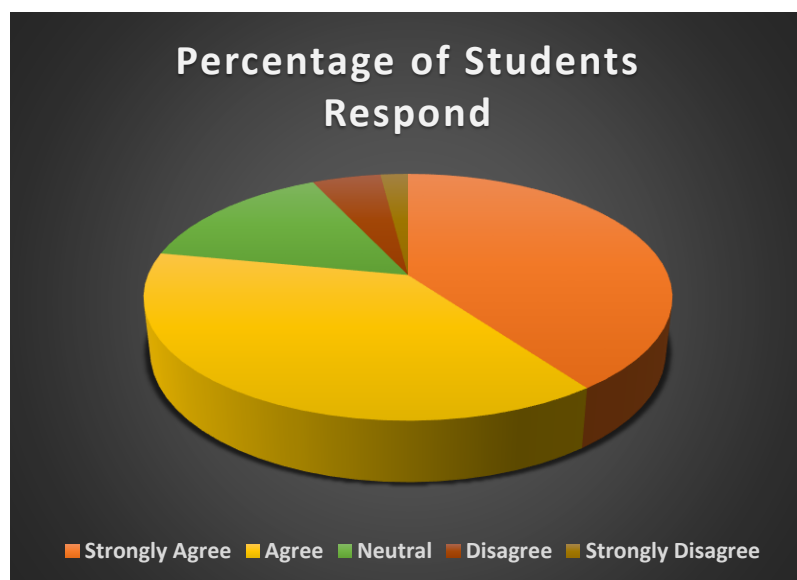
14. Teachers are able to identify your weaknesses and help you to overcome them.

Options	Percentage of Students Respond
Every time	53
Usually	25
Occasionally/ Sometimes	13
Rarely	5
Never	4



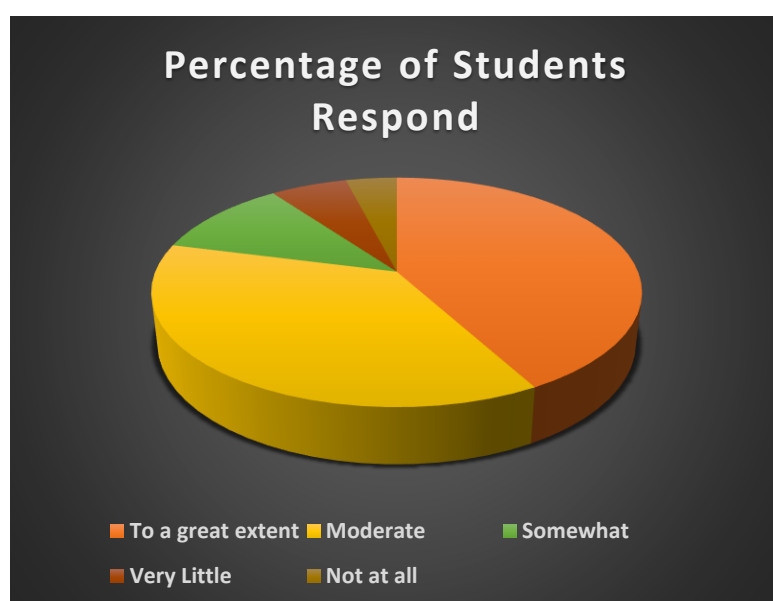
15. The institution makes an effort to engage students in the monitoring, review and continuous quality improvement of the teaching learning process.

Options	Percentage of Students Respond
<i>Strongly Agree</i>	40
<i>Agree</i>	38
<i>Neutral</i>	15
<i>Disagree</i>	5
<i>Strongly Disagree</i>	2



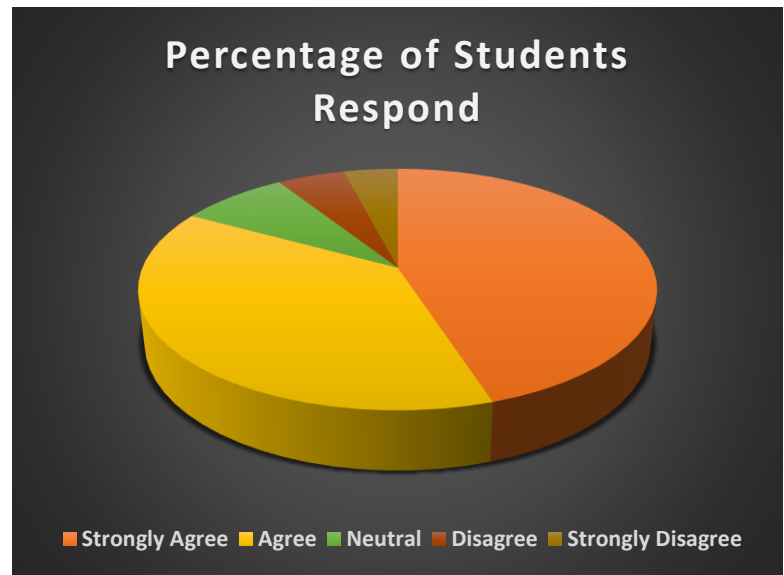
16. The institute/ teachers use student centric methods, such as experiential learning, participative learning and problem-solving methodologies for enhancing learning experiences.

Options	Percentage of Students Respond
<i>To a great extent</i>	42
<i>Moderate</i>	37
<i>Somewhat</i>	11
<i>Very Little</i>	6
<i>Not at all</i>	4



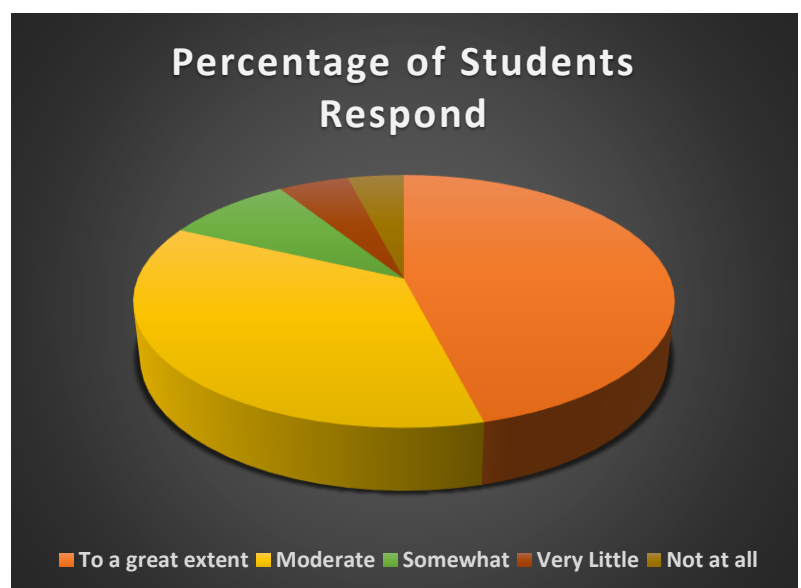
17. Teachers encourage you to participate in extracurricular activities.

<i>Options</i>	<i>Percentage of Students Respond</i>
<i>Strongly Agree</i>	45
<i>Agree</i>	38
<i>Neutral</i>	8
<i>Disagree</i>	5
<i>Strongly Disagree</i>	4



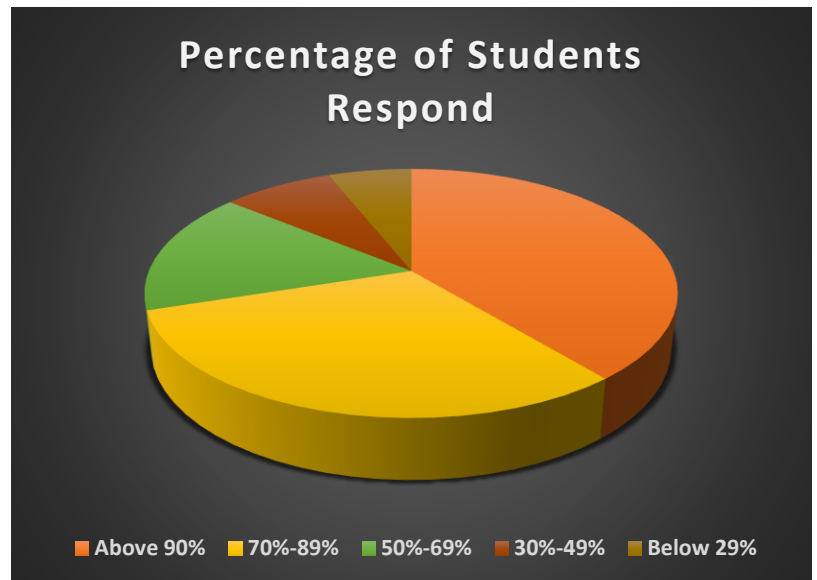
18. Efforts are made by the institute/ teachers to inculcate soft skills, life skills and employability skills to make you ready for the world of work.

<i>Options</i>	<i>Percentage of Students Respond</i>
<i>To a great extent</i>	46
<i>Moderate</i>	36
<i>Somewhat</i>	9
<i>Very Little</i>	5
<i>Not at all</i>	4



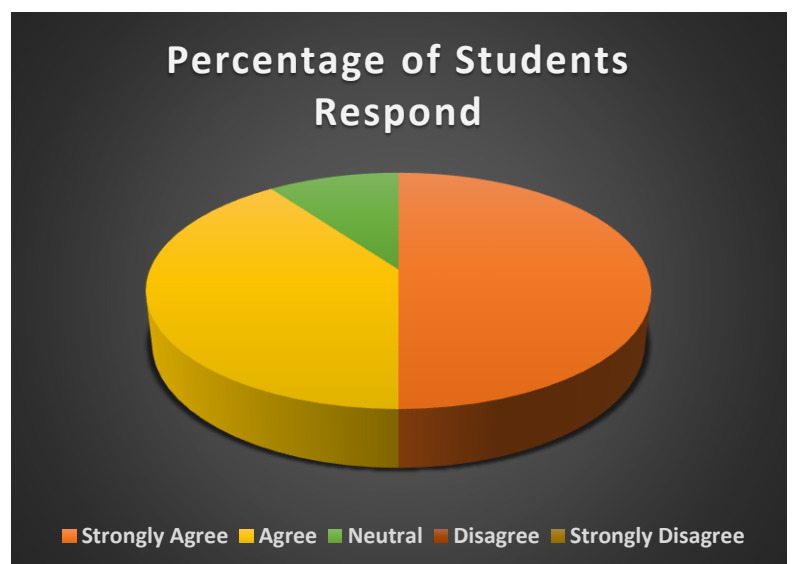
19. What percentage of teachers use ICT tools such as LCD projector, Multimedia, etc. while teaching?

<i>Options</i>	<i>Percentage of Students Respond</i>
<i>Above 90%</i>	39
<i>70%-89%</i>	31
<i>50%-69%</i>	16
<i>30%-49%</i>	8
<i>Below 29%</i>	6



20. The overall quality of the teaching-learning process in your institute is very good.

<i>Options</i>	<i>Percentage of Students Respond</i>
<i>Strongly Agree</i>	50
<i>Agree</i>	40
<i>Neutral</i>	10
<i>Disagree</i>	0
<i>Strongly Disagree</i>	0



Analysis:

College students are interviewed to get an idea regarding the Teaching-Learning & Evaluation process. They have answered about the communication skill, efficiency of teachers; covering the whole syllabus, evaluation process and methods, indulgence in extracurricular activities, methods used online classes by the teachers.

Findings are:

- 86% of the students respond that more than 80% of the syllabus was covered in the class.
- 62% of the students believe that teachers prepare thoroughly for the classes, 36% believe that teachers satisfactorily prepare for the classes.
- 73% of the students reported that teachers were always effectively able to communicate.
- 49% students reported that teachers approach to teaching is excellent, 30% reported very good, 18% reported as good.
- 74% of the students believe that the internal evaluation process by the teachers are always fair, 21% belief usually fair and 4% believe sometimes unfair.
- 50% of the students reported that student's performance in assignments discuss with students every time, 31% reported it happened usually and 15% reported it happened occasionally.
- 40% students reported that college takes interest in promoting internship, student exchange, field visit opportunities for students, 35% students reported it happen often, 16% students reported it happened sometimes.
- 36% of the students reported that the teaching and mentoring process significantly facilitate students in developing cognitive social and emotional growth, 37% reported it as very well and 24% reported it as moderately.
- 83% of the students agreed that the institution provide multiple opportunities to learn and grow.
- 47 % of the students reported that College teachers every time inform them about their expected competencies, course outcomes and program outcomes, 35% of the students reported it happened usually, 15% students reported it happened occasionally.
- 47% of the students reported that Mentor did a necessary follow-up with a sign task to the students, 37% students reported it happened usually and 11 % students reported it happened occasionally.
- 15% of the students say that teachers illustrate the concepts through examples and applications, 24% of the students it happened usually 7% reported it happened occasionally.
- 51 % of the students said that Teachers identify student's strengths and encouraged them with providing the right level of challenges, 28% of the students reported it happened reasonably, 10% reported it happened partially.
- More than 50% students save that teachers are able to identify student's weakness and help them to overcome them.
- 78% of the students increase that the institutions make an effort to engage students in the monitoring review and continuous quality improvement of the teaching-learning process.
- 42% of the students say that the Institution/ teachers use student centric methods such as experimental learning participative learning for problem solving methodologies for enhancing learning experiences to a great extent 37% reported happened moderately.
- 83% of the students agreed that the teachers encourage them to participate in extra- curricular activities.
- 46% of the students say that a Forts make by the institute/ teachers to a great extent to inculcate soft skills life skills and employability skills to make them ready for the world of work.
- 39% of the students reported that more than 90% teachers used ICT tools such as LCD projector etc. while teaching, 31% students reported 70%-89% teachers used ICT tools and 16% reported 50%-69% teachers used ICT tools while teaching.
- 90% students reported the overall quality of the Teaching-Learning process in the institution is very good.

Rajyanti Ray

Principal
Vijaygarh Jyotish Ray College
Kolkata-700 032