



**Report on Student Satisfaction Survey & Feedbacks from  
Students, Parents, Alumni, Employers & Teachers**

**Session: 2020-21**



**Internal Quality Assurance Cell**

**Vijaygarh Jyotish Ray College**

**Kolkata**

## **Contents**

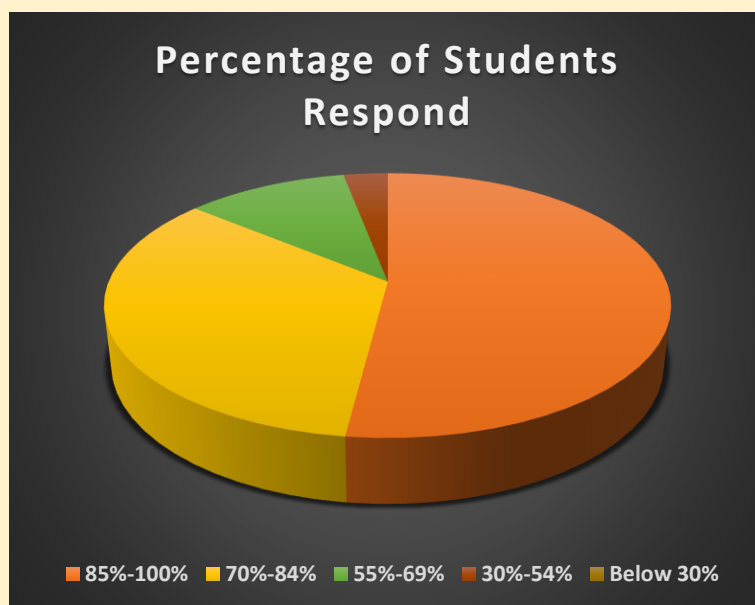
## **Page No.**

- ***Student Satisfaction Survey Report*** ***1-11***
- ***Student feedback on Teaching- Learning Process & College Infrastructure*** ***12-28***
- ***Gender Audit of Students*** ***29-32***
- ***Feedback on Library*** ***33-36***
- ***Mentoring of Students*** ***37-45***
- ***Feedback Given by Parents/ Guardian of Students*** ***46-51***
- ***Feedback of Alumni*** ***52-58***
- ***Feedback of Employers*** ***59-60***
- ***Self-Appraisal of Teachers*** ***61-69***
- ***Teachers' Feedback on Institution*** ***70-80***

# STUDENT SATISFACTION SURVEY REPORT ON TEACHING- LEARNING PROCESS & EVALUATION, VIJAYGARH JYOTISH RAY COLLEGE, KOLKATA, SESSION: 2020-21

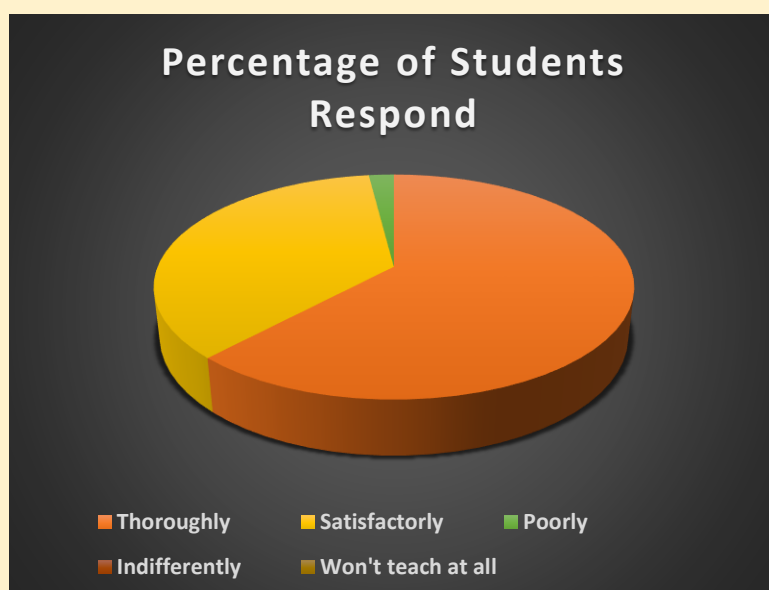
## 1. How much of the syllabus was covered in the class?

<i>Options</i>	<i>Percentage of Students Respond</i>
85%-100%	52
70%-84%	34
55%-69%	11
30%-54%	3
Below 30%	0



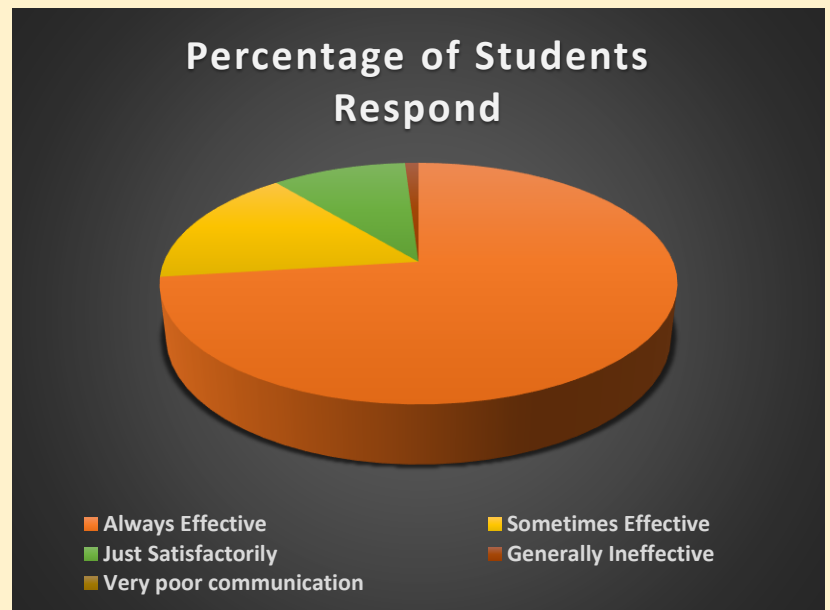
## 2. How well did the teachers prepare for the classes?

<i>Options</i>	<i>Percentage of Students Respond</i>
Thoroughly	62
Satisfactorily	36
Poorly	2
Indifferently	0
Won't teach at all	0



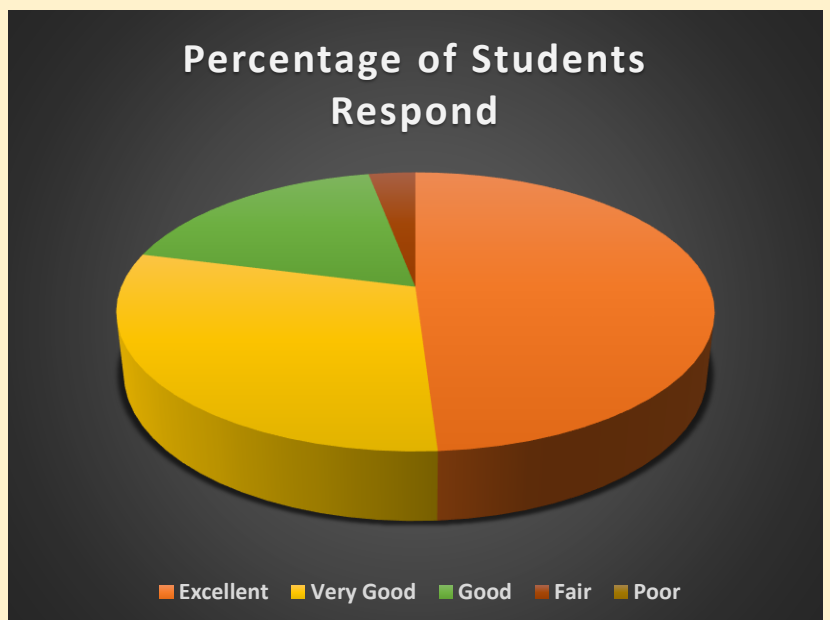
### 3. How well were the teachers able to communicate?

<b>Options</b>	<b>Percentage of Students Respond</b>
<i>Always Effective</i>	73
<i>Sometimes Effective</i>	16
<i>Just Satisfactorily</i>	10
<i>Generally Ineffective</i>	1
<i>Very poor communication</i>	0



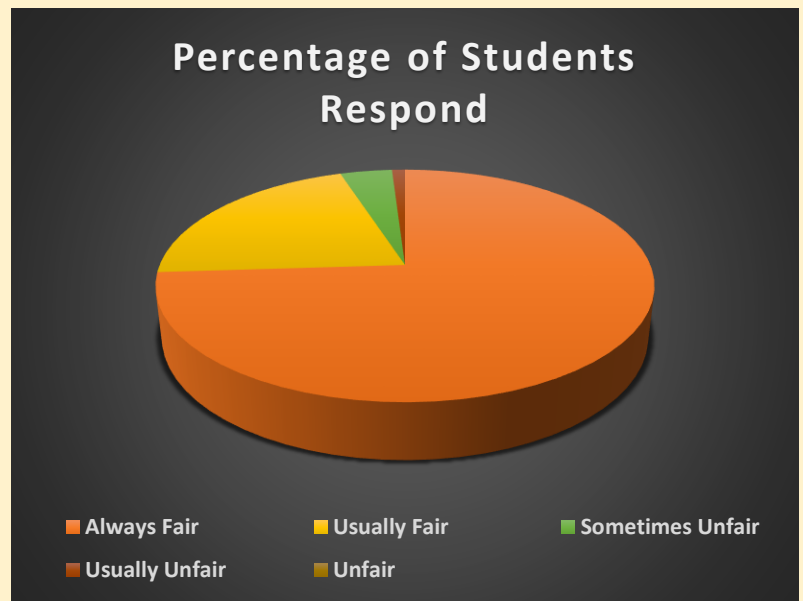
### 4. The teacher's approach to teaching can best be described as-

<b>Options</b>	<b>Percentage of Students Respond</b>
<i>Excellent</i>	49
<i>Very Good</i>	30
<i>Good</i>	18
<i>Fair</i>	3
<i>Poor</i>	0



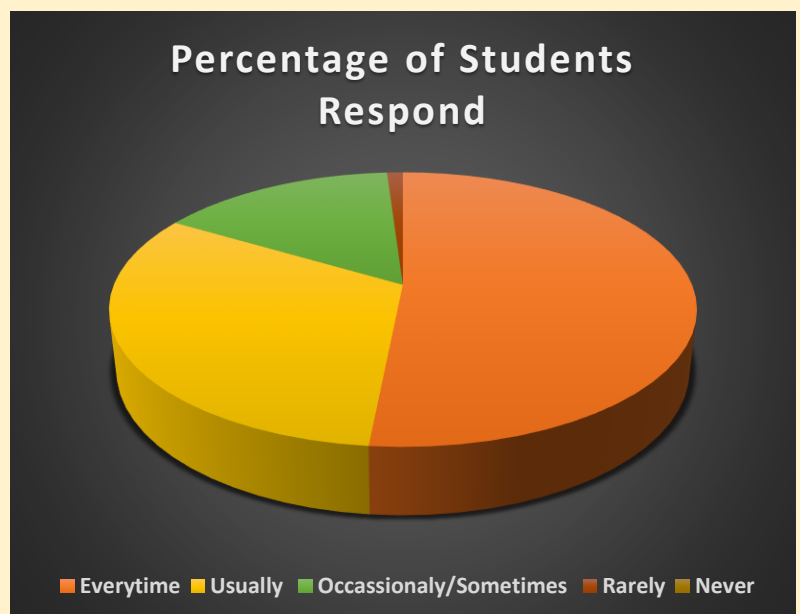
5. Fairness of the internal evaluation process by the teachers.

<i>Options</i>	<i>Percentage of Students Respond</i>
<i>Always Fair</i>	74
<i>Usually Fair</i>	21
<i>Sometimes Unfair</i>	4
<i>Usually Unfair</i>	1
<i>Unfair</i>	0



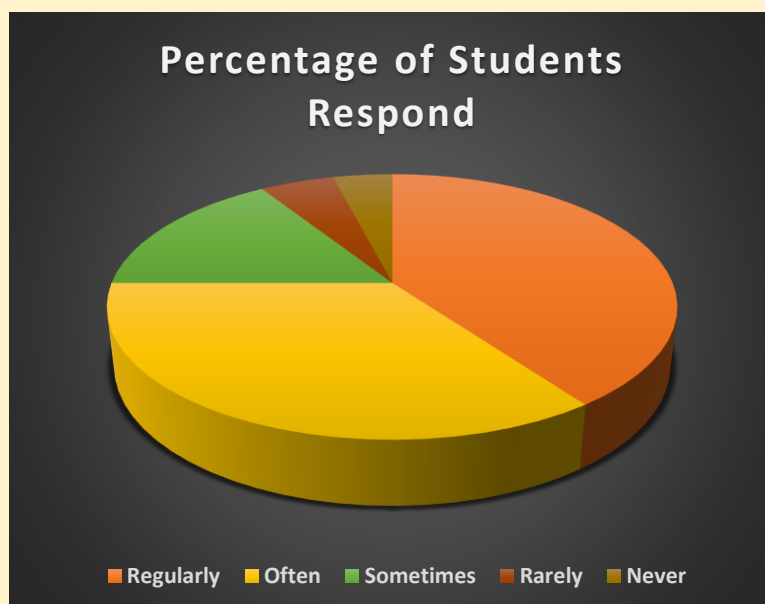
6. Was your performance in assignments discussed with you?

<i>Options</i>	<i>Percentage of Students Respond</i>
<i>Every time</i>	50
<i>Usually</i>	31
<i>Occasionally/Sometimes</i>	15
<i>Rarely</i>	1
<i>Never</i>	0



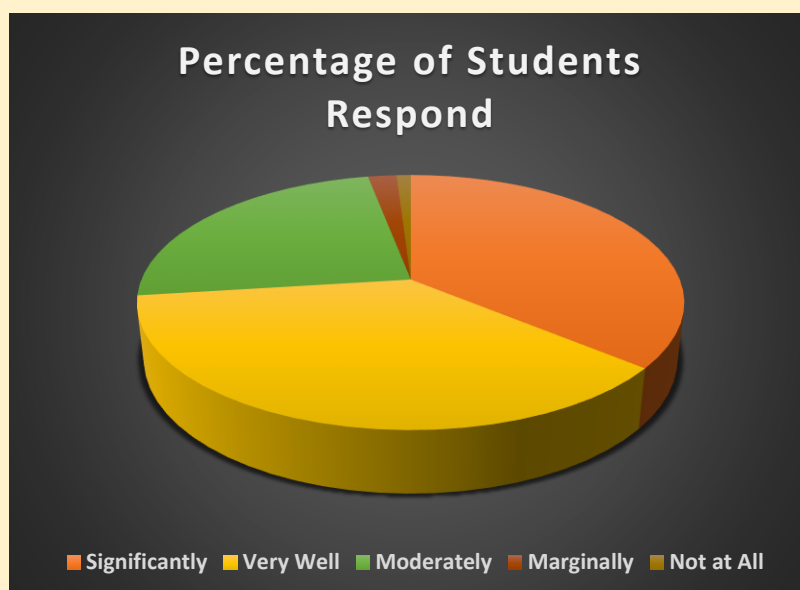
7. The institute takes active interest in promoting internship, student exchange, field visit opportunities for students.

<i>Options</i>	<i>Percentage of Students Respond</i>
<i>Regularly</i>	40
<i>Often</i>	35
<i>Sometimes</i>	16
<i>Rarely</i>	5
<i>Never</i>	4



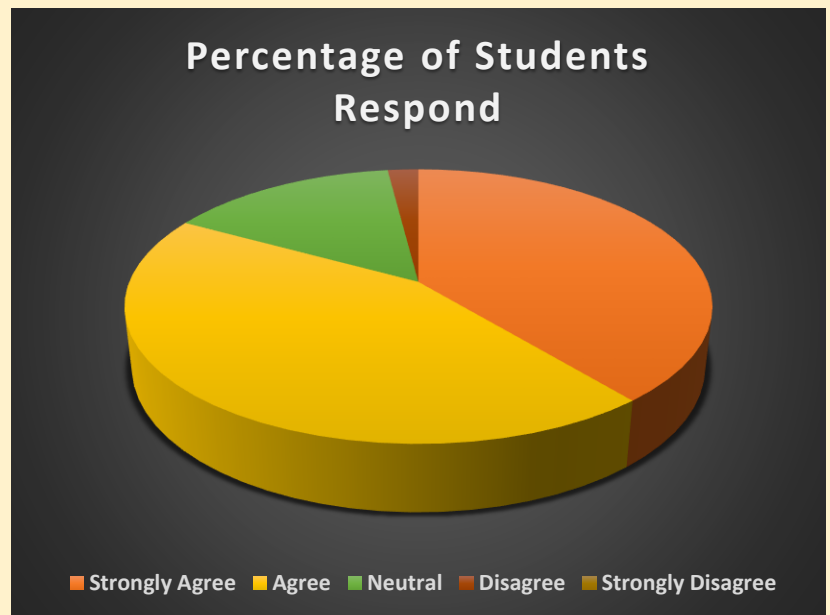
8. The teaching and mentoring process in your institution facilitates you in cognitive, social and emotional growth.

<i>Options</i>	<i>Percentage of Students Respond</i>
<i>Significantly</i>	36
<i>Very Well</i>	37
<i>Moderately</i>	24
<i>Marginally</i>	2
<i>Not at All</i>	1



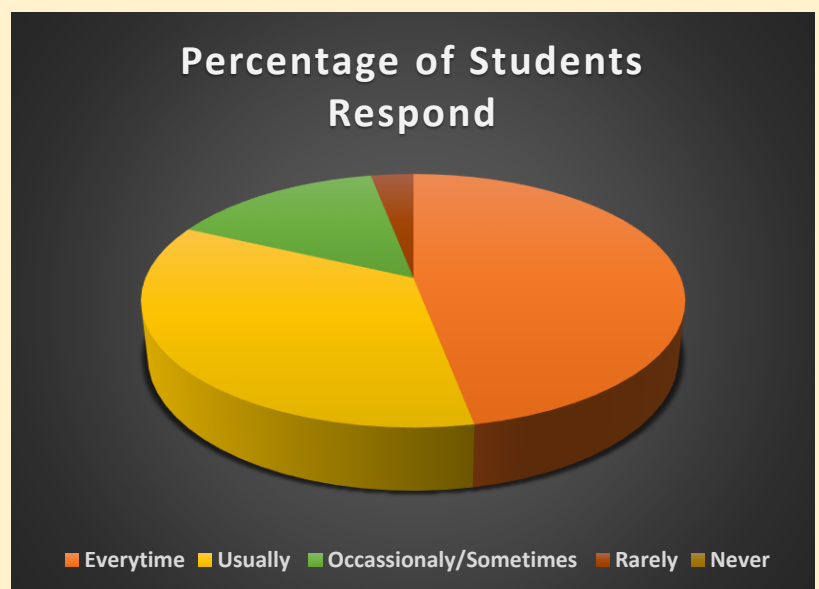
9. The institution provides multiple opportunities to learn and grow.

<b>Options</b>	<b>Percentage of Students Respond</b>
<i>Strongly Agree</i>	39
<i>Agree</i>	44
<i>Neutral</i>	15
<i>Disagree</i>	2
<i>Strongly Disagree</i>	0



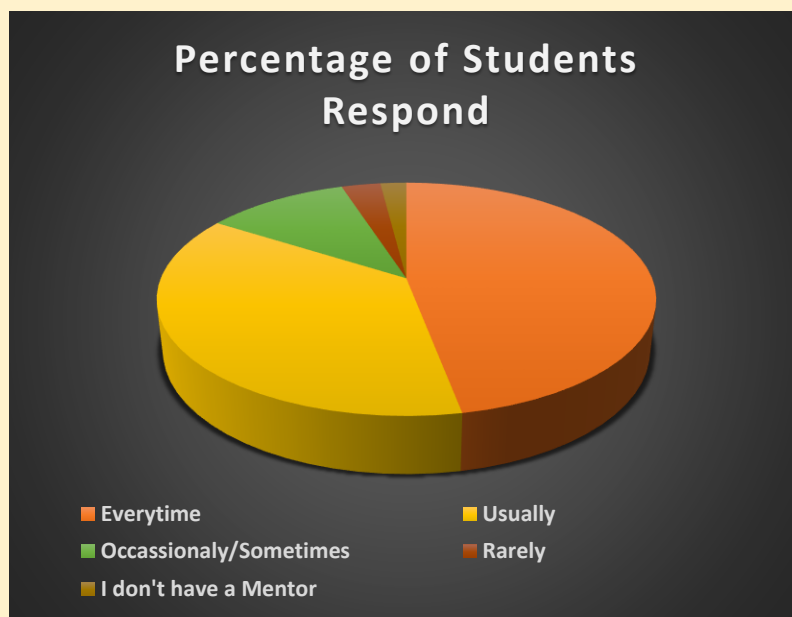
10. Teachers inform you about your expected competencies, course outcomes and programme outcomes.

<b>Options</b>	<b>Percentage of Students Respond</b>
<i>Every time</i>	47
<i>Usually</i>	35
<i>Occasionally/ Sometimes</i>	15
<i>Rarely</i>	3
<i>Never</i>	0



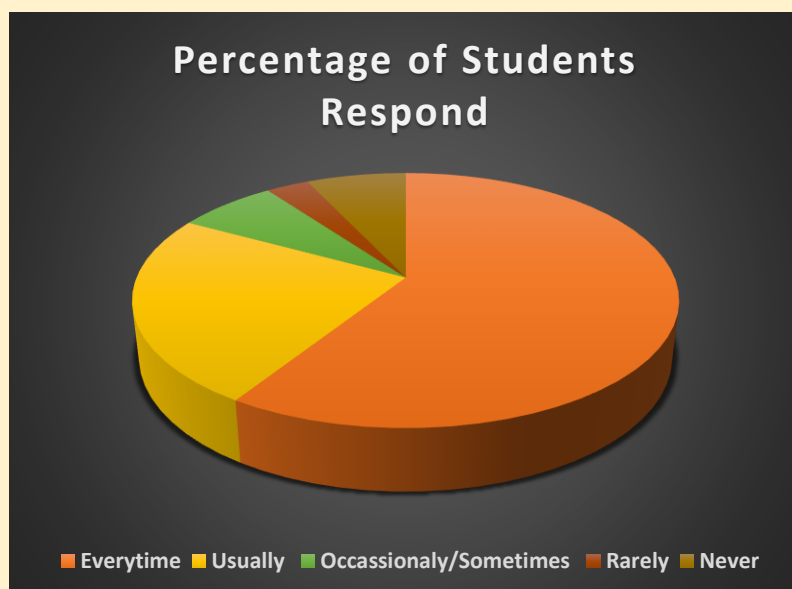
11. Your mentor does a necessary follow-up with an assigned task to you.

<i>Options</i>	<i>Percentage of Students Respond</i>
<i>Every time</i>	47
<i>Usually</i>	37
<i>Occasionally/ Sometimes</i>	11
<i>Rarely</i>	3
<i>I don't have a Mentor</i>	2



12. The teachers illustrate the concepts through examples and applications.

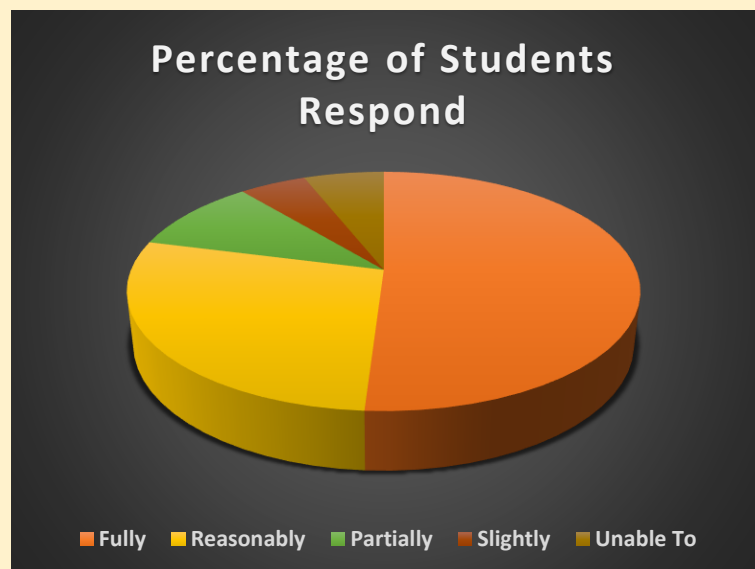
<i>Options</i>	<i>Percentage of Students Respond</i>
<i>Every time</i>	59
<i>Usually</i>	24
<i>Occasionally/ Sometimes</i>	7
<i>Rarely</i>	3
<i>Never</i>	7





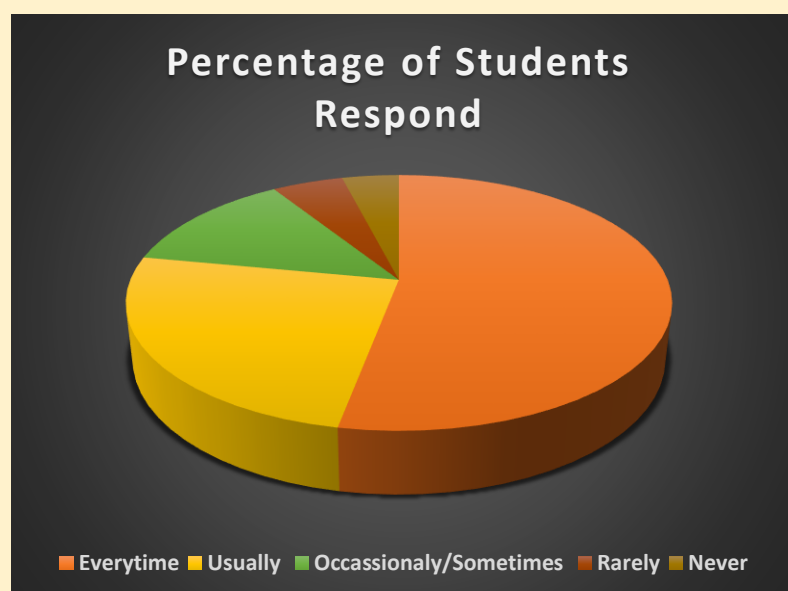
13. The teachers identify your strengths and encourage you with providing the right level of challenges.

<i>Options</i>	<i>Percentage of Students Respond</i>
<i>Fully</i>	51
<i>Reasonably</i>	28
<i>Partially</i>	10
<i>Slightly</i>	5
<i>Unable To</i>	6



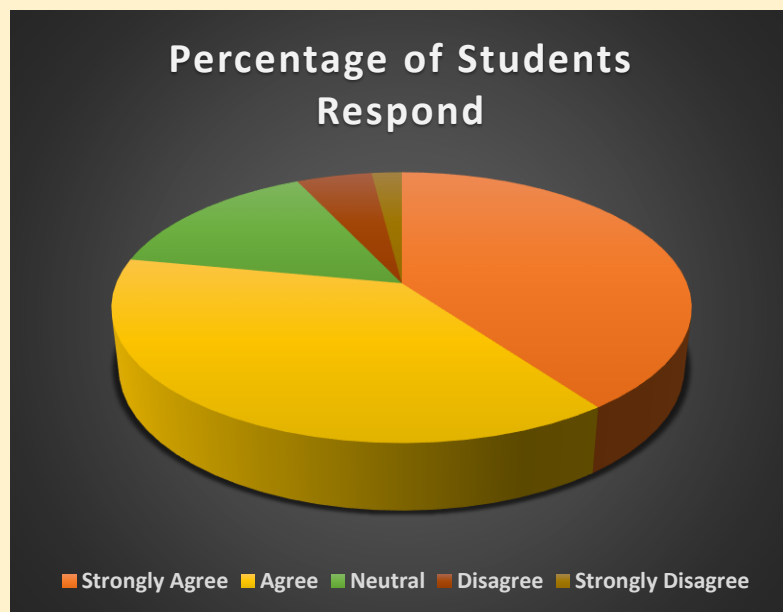
14. Teachers are able to identify your weaknesses and help you to overcome them.

<i>Options</i>	<i>Percentage of Students Respond</i>
<i>Every time</i>	53
<i>Usually</i>	25
<i>Occasionally/ Sometimes</i>	13
<i>Rarely</i>	5
<i>Never</i>	4



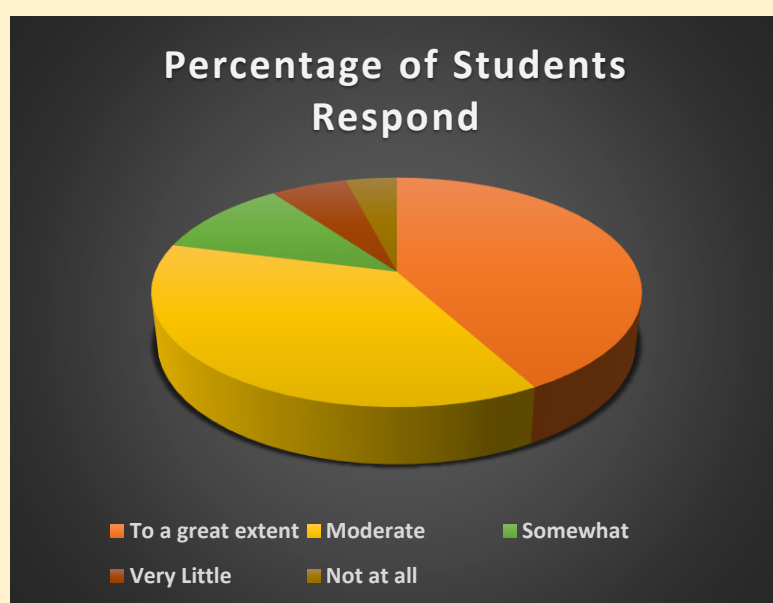
15. The institution makes an effort to engage students in the monitoring, review and continuous quality improvement of the teaching learning process.

<b>Options</b>	<b>Percentage of Students Respond</b>
<i>Strongly Agree</i>	40
<i>Agree</i>	38
<i>Neutral</i>	15
<i>Disagree</i>	5
<i>Strongly Disagree</i>	2



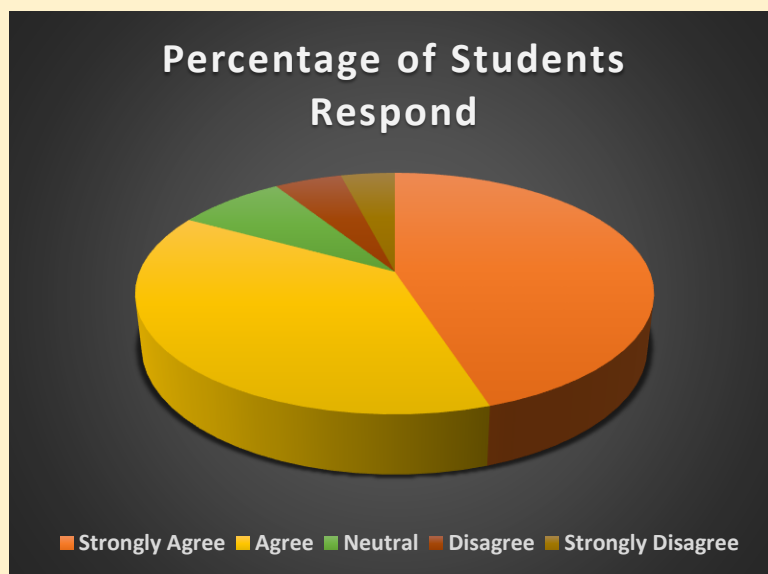
16. The institute/ teachers use student centric methods, such as experiential learning, participative learning and problem-solving methodologies for enhancing learning experiences.

<b>Options</b>	<b>Percentage of Students Respond</b>
<i>To a great extent</i>	42
<i>Moderate</i>	37
<i>Somewhat</i>	11
<i>Very Little</i>	6
<i>Not at all</i>	4



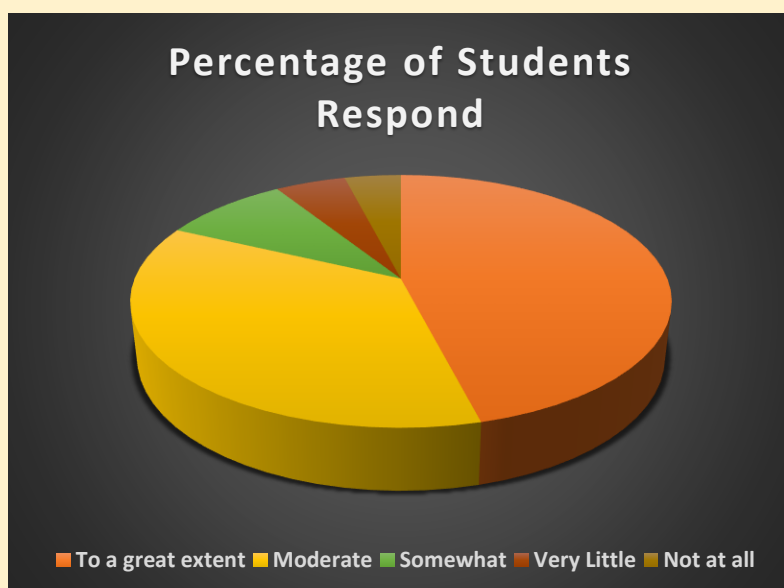
**17. Teachers encourage you to participate in extracurricular activities.**

<b>Options</b>	<b>Percentage of Students Respond</b>
<i>Strongly Agree</i>	45
<i>Agree</i>	38
<i>Neutral</i>	8
<i>Disagree</i>	5
<i>Strongly Disagree</i>	4



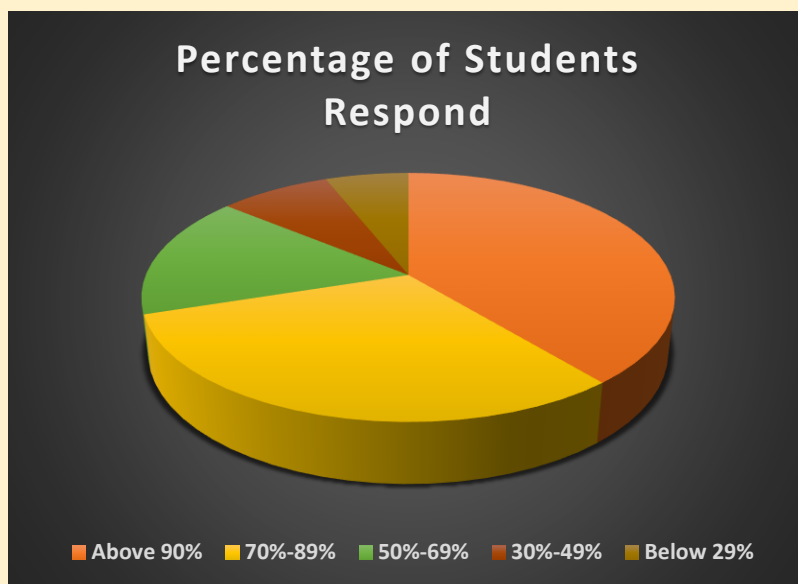
**18. Efforts are made by the institute/ teachers to inculcate soft skills, life skills and employability skills to make you ready for the world of work.**

<b>Options</b>	<b>Percentage of Students Respond</b>
<i>To a great extent</i>	46
<i>Moderate</i>	36
<i>Somewhat</i>	9
<i>Very Little</i>	5
<i>Not at all</i>	4



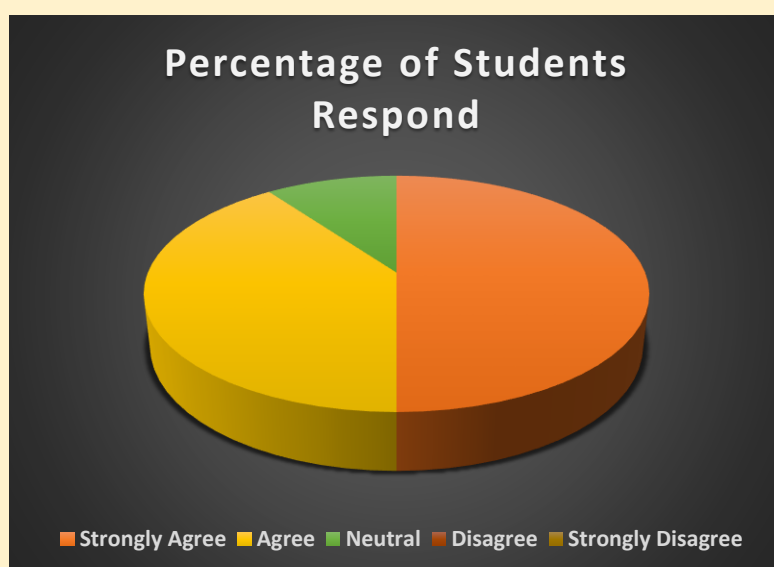
19. What percentage of teachers use ICT tools such as LCD projector, Multimedia, etc. while teaching?

<i>Options</i>	<i>Percentage of Students Respond</i>
Above 90%	39
70%-89%	31
50%-69%	16
30%-49%	8
Below 29%	6



20. The overall quality of the teaching-learning process in your institute is very good.

<i>Options</i>	<i>Percentage of Students Respond</i>
Strongly Agree	50
Agree	40
Neutral	10
Disagree	0
Strongly Disagree	0



## Analysis:

*College students are interviewed to get an idea regarding the Teaching-Learning & Evaluation process. They have answered about the communication skill, efficiency of teachers; covering the whole syllabus, evaluation process and methods, indulgence in extracurricular activities, methods used online classes by the teachers.*

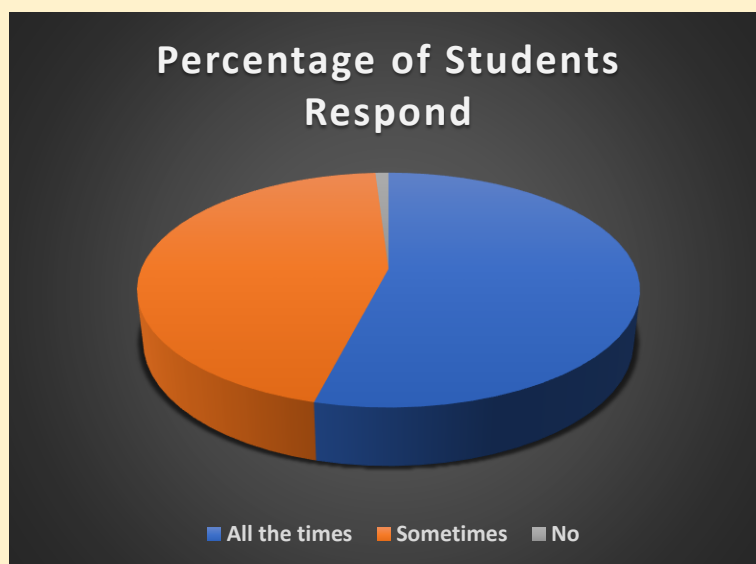
### **Findings are:**

- 86% of the students respond that more than 80% of the syllabus was covered in the class.
- 62% of the students believe that teachers prepare thoroughly for the classes, 36% believe that teachers satisfactorily prepare for the classes.
- 73% of the students reported that teachers were always effectively able to communicate.
- 49% students reported that teachers approach to teaching is excellent, 30% reported very good, 18% reported as good.
- 74% of the students believe that the internal evaluation process by the teachers are always fair, 21% belief usually fair and 4% believe sometimes unfair.
- 50% of the students reported that student's performance in assignments discuss with students every time, 31% reported it happened usually and 15% reported it happened occasionally.
- 40% students reported that college takes interest in promoting internship, student exchange, field visit opportunities for students, 35% students reported it happen often, 16% students reported it happened sometimes.
- 36% of the students reported that the teaching and mentoring process significantly facilitate students in developing cognitive social and emotional growth, 37% reported it as very well and 24% reported it as moderately.
- 83% of the students agreed that the institution provide multiple opportunities to learn and grow.
- 47 % of the students reported that College teachers every time inform them about their expected competencies, course outcomes and program outcomes, 35% of the students reported it happened usually, 15% students reported it happened occasionally.
- 47% of the students reported that Mentor did a necessary follow-up with a sign task to the students, 37% students reported it happened usually and 11 % students reported it happened occasionally.
- 15% of the students say that teachers illustrate the concepts through examples and applications, 24% of the students it happened usually 7% reported it happened occasionally.
- 51 % of the students said that Teachers identify student's strengths and encouraged them with providing the right level of challenges, 28% of the students reported it happened reasonably, 10% reported it happened partially.
- More than 50% students save that teachers are able to identify student's weakness and help them to overcome them.
- 78% of the students increase that the institutions make an effort to engage students in the monitoring review and continuous quality improvement of the teaching-learning process.
- 42% of the students say that the Institution/ teachers use student centric methods such as experimental learning participative learning for problem solving methodologies for enhancing learning experiences to a great extent 37% reported happened moderately.
- 83% of the students agreed that the teachers encourage them to participate in extra- curricular activities.
- 46% of the students say that a Forts make by the institute/ teachers to a great extent to inculcate soft skills life skills and employability skills to make them ready for the world of work.
- 39% of the students reported that more than 90% teachers used ICT tools such as LCD projector etc. while teaching, 31% students reported 70%-89% teachers used ICT tools and 16% reported 50%-69% teachers used ICT tools while teaching.
- 90% students reported the overall quality of the Teaching-Learning process in the institution is very good.

# REPORT OF STUDENT FEEDBACK ON TEACHING- LEARNING PROCESS & COLLEGE INFRASTRUCTURE, VIJAYGARH JYOTISH RAY COLLEGE, KOLKATA, SESSION: 2020-21

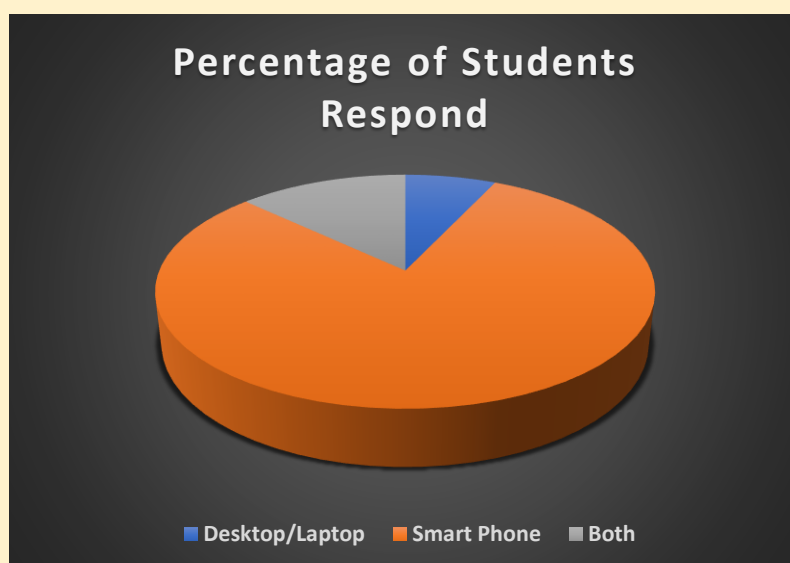
## 1. Do you have good internet access?

<i>Options</i>	<i>Percentage of Students Respond</i>
<i>All the times</i>	54
<i>Sometimes</i>	45
<i>No</i>	1



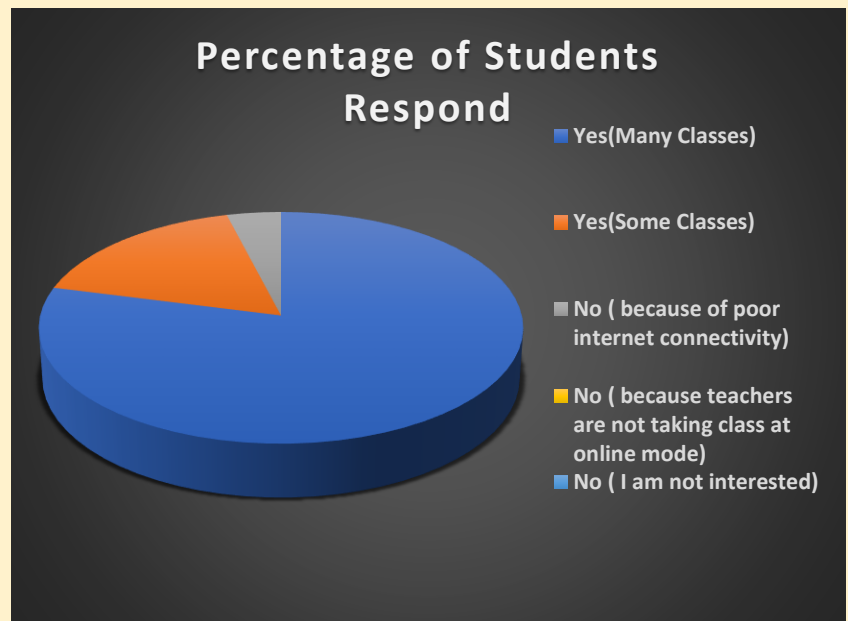
## 2. How do you access the internet?

<i>Options</i>	<i>Percentage of Students Respond</i>
<i>Desktop/Laptop</i>	7
<i>Smart Phone</i>	80
<i>Both</i>	13



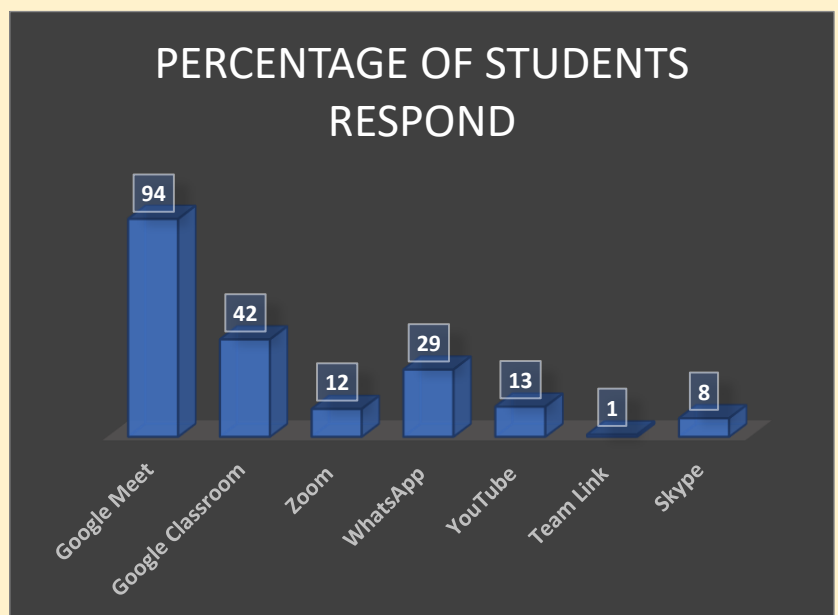
3. Have you participated in online Class through Zoom, Google Meet, Skype, Team Link etc?

Options	Percentage of Students Respond
Yes (Many Classes)	79
Yes (Some Classes)	17
No (because of poor internet connectivity)	4
No (because teachers are not taking class at online mode)	0
No (I am not interested)	0



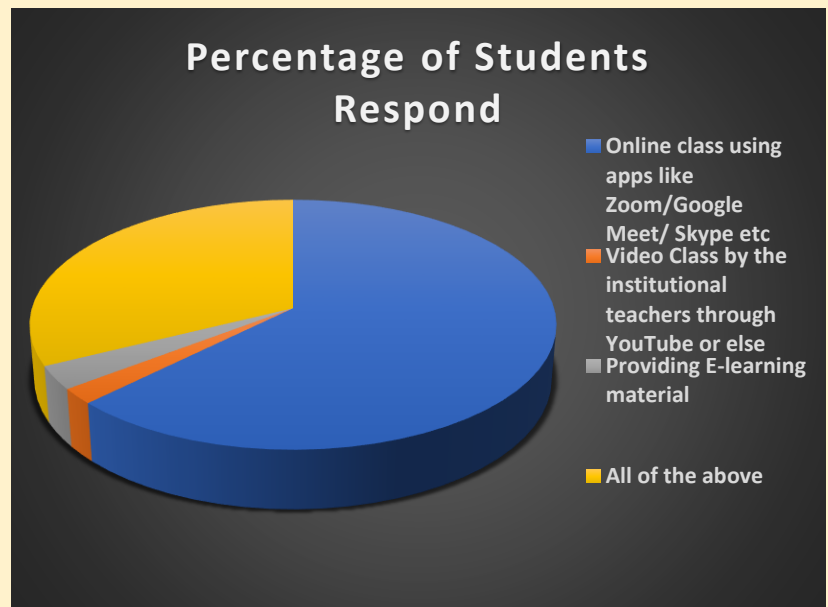
4. Which of the following platform(s) are being used for online classes? (Students should be able to choose multiple options here)

Options	Percentage of Students Respond
Google Meet	94
Google Classroom	42
Zoom	12
WhatsApp	29
YouTube	13
Team Link	1
Skype	8



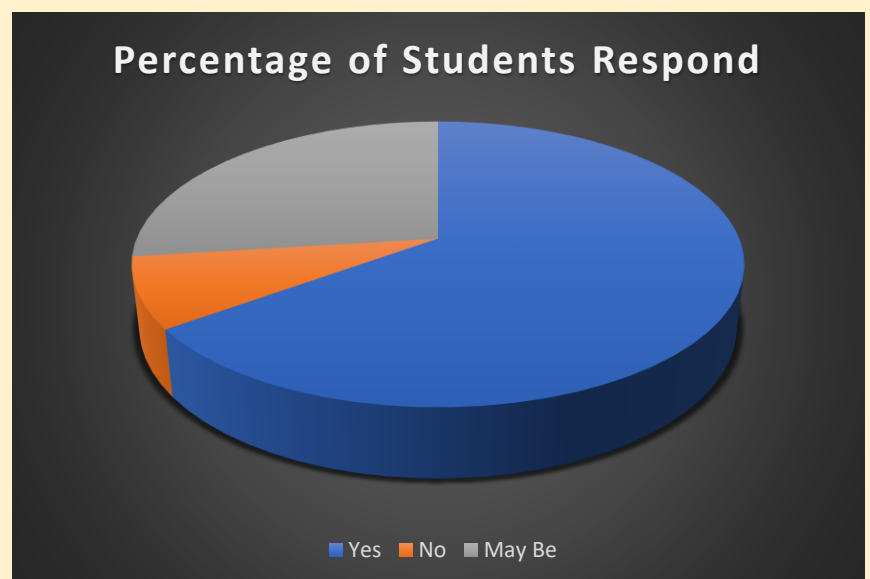
5. Which of the following you prefer most regarding teaching-learning, while staying at home?

<b>Options</b>	<b>Percentage of Students Respond</b>
Online class using apps like Zoom/Google Meet/ Skype etc	62
Video Class by the institutional teachers through YouTube or else	2
Providing E-learning material	3
All of the above	32



6. Are online classes being useful for you?

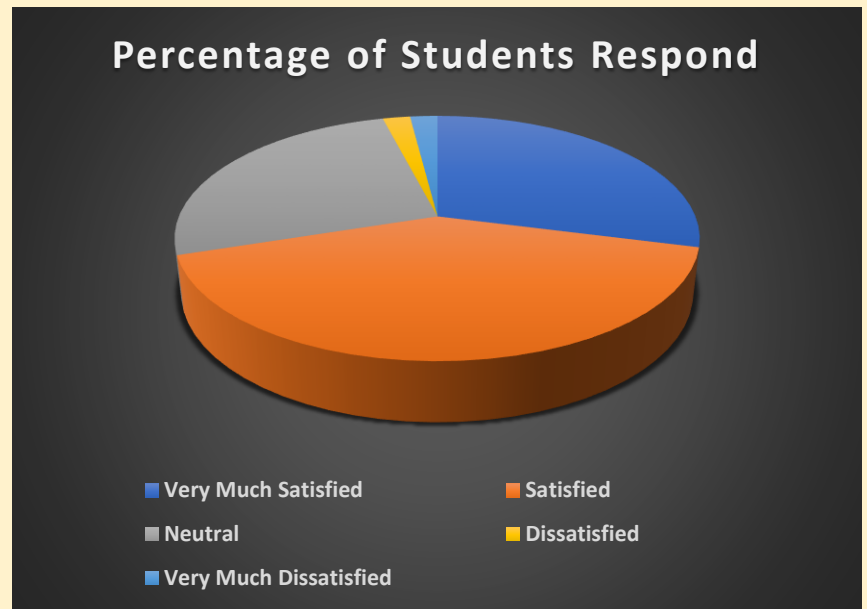
<b>Options</b>	<b>Percentage of Students Respond</b>
Yes	65
No	8
May Be	27





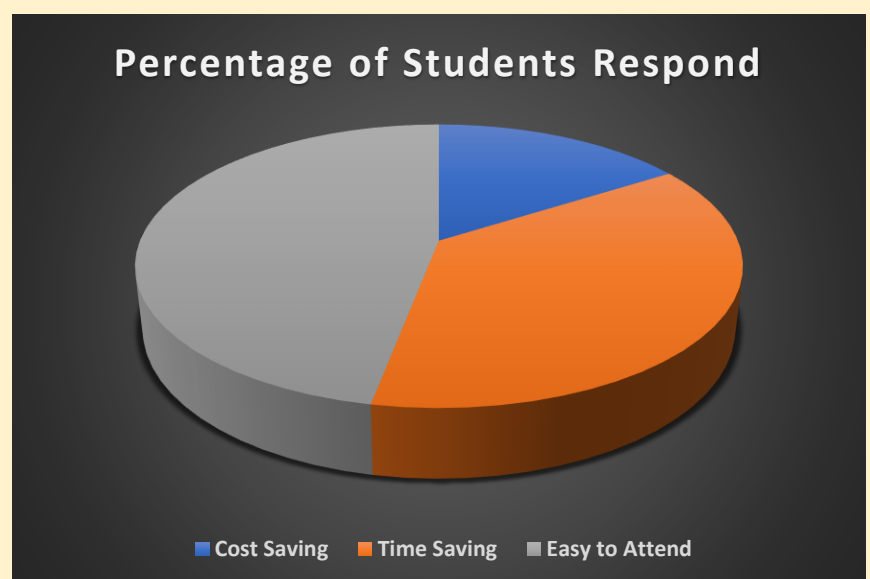
7. How satisfied are you regarding online classes using different online platforms?

<i>Options</i>	<i>Percentage of Students Respond</i>
<i>Very Much Satisfied</i>	29
<i>Satisfied</i>	41
<i>Neutral</i>	26
<i>Dissatisfied</i>	2
<i>Very Much Dissatisfied</i>	2



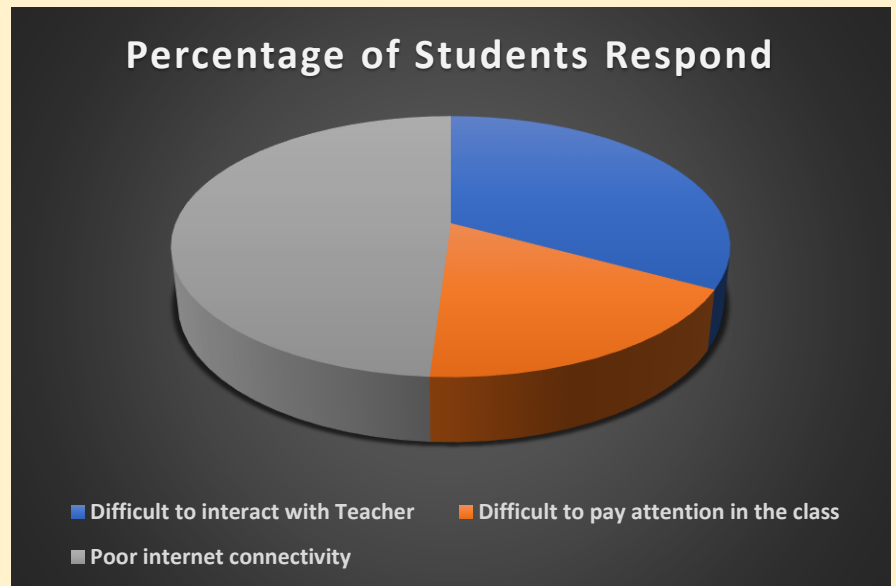
(a) If satisfied, why?

<i>Options</i>	<i>Percentage of Students Respond</i>
<i>Cost Saving</i>	16
<i>Time Saving</i>	37
<i>Easy to Attend</i>	47



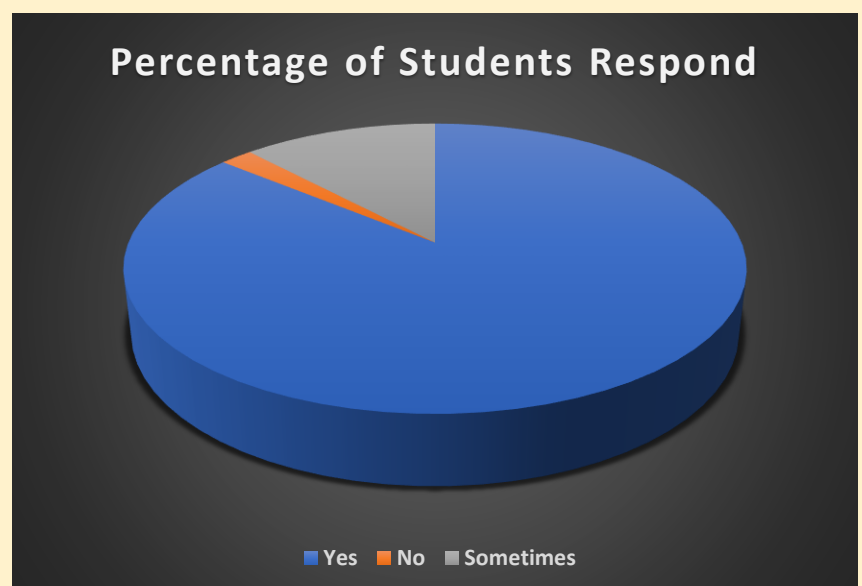
(b) If not satisfied, why?

<b>Options</b>	<b>Percentage of Students Respond</b>
<i>Difficult to interact with Teacher</i>	33
<i>Difficult to pay attention in the class</i>	18
<i>Poor internet connectivity</i>	49



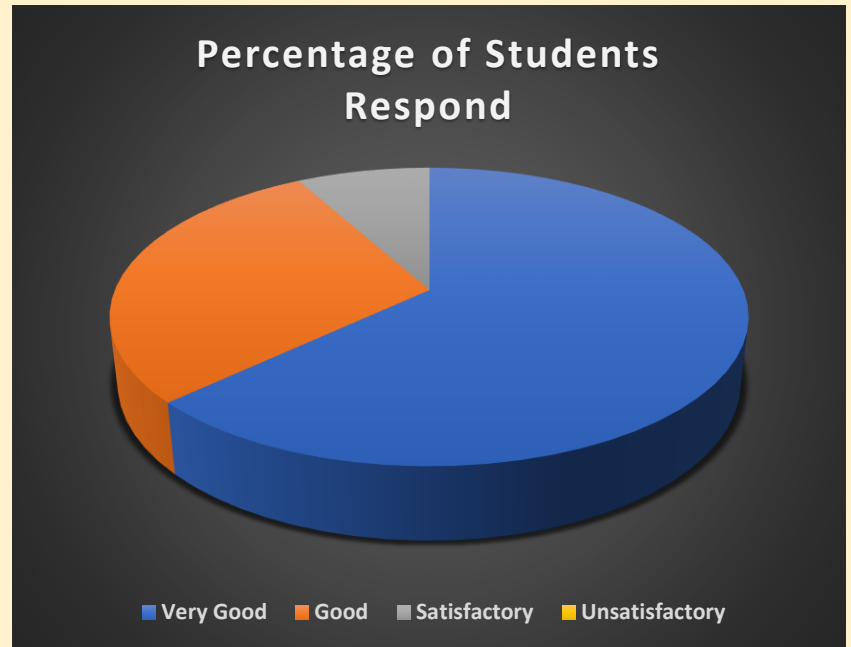
8. Were Online classes conducted regularly?

<b>Options</b>	<b>Percentage of Students Respond</b>
Yes	86
No	2
Sometimes	12



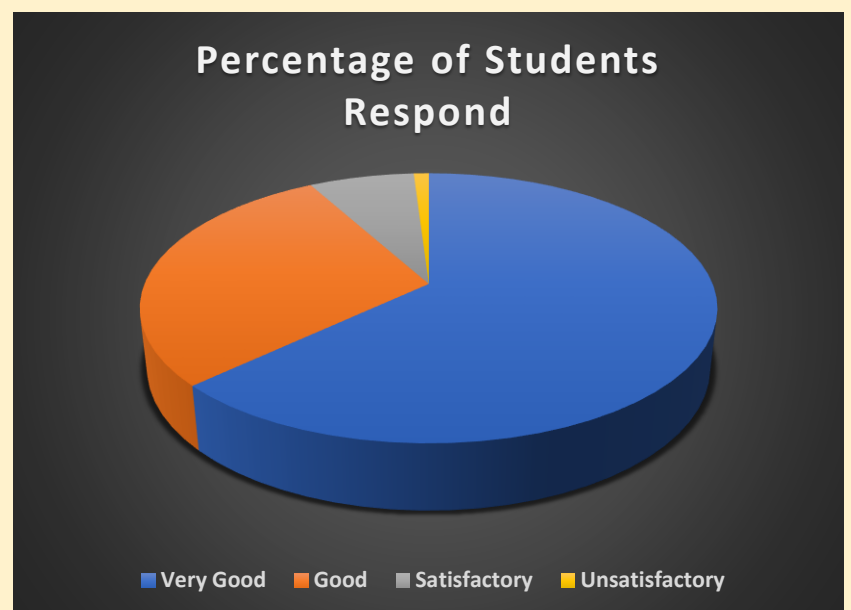
**9. Knowledge base of your Teachers (as perceived by you).**

<b>Options</b>	<b>Percentage of Students Respond</b>
Very Good	63
Good	29
Satisfactory	8
Unsatisfactory	0



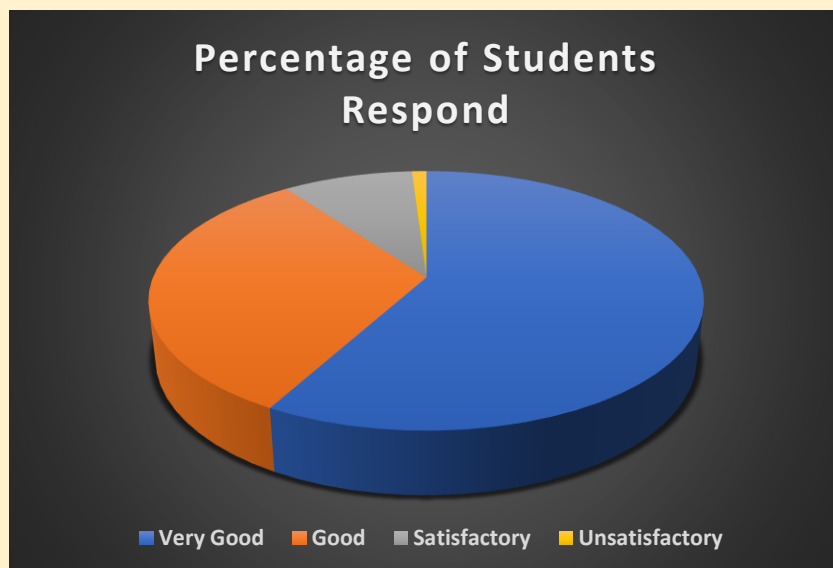
**10. Communication skill of your Teachers.**

<b>Options</b>	<b>Percentage of Students Respond</b>
Very Good	63
Good	29
Satisfactory	7
Unsatisfactory	1



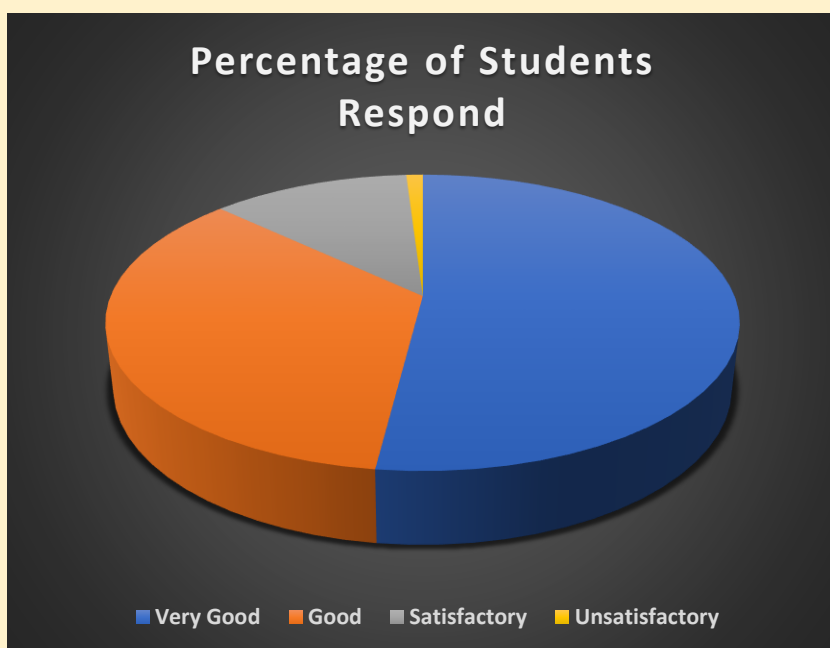
**11. Interest generated by the Teachers in your subjects.**

<b>Options</b>	<b>Percentage of Students Respond</b>
Very Good	58
Good	32
Satisfactory	9
Unsatisfactory	1



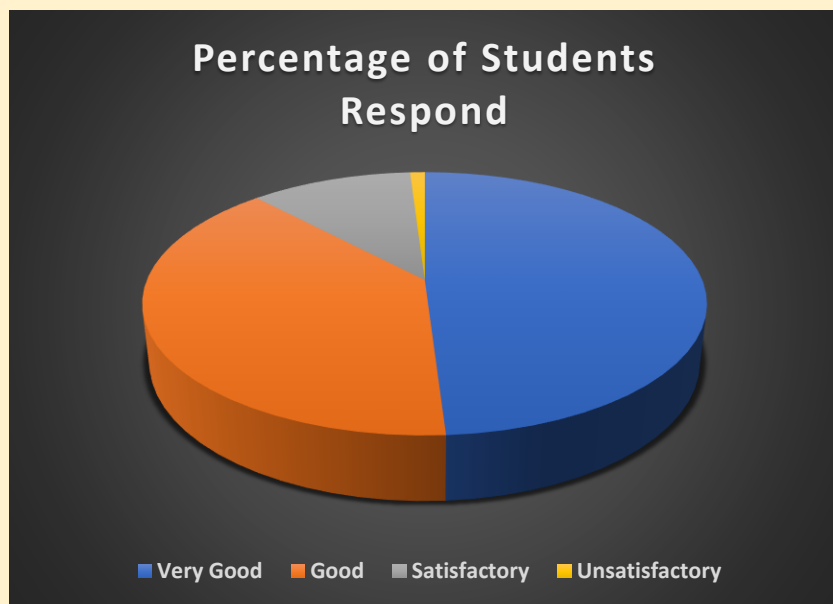
**12. Accessibility of the teacher outside of class hours regarding academic consultations.**

<b>Options</b>	<b>Percentage of Students Respond</b>
Very Good	52
Good	35
Satisfactory	12
Unsatisfactory	1



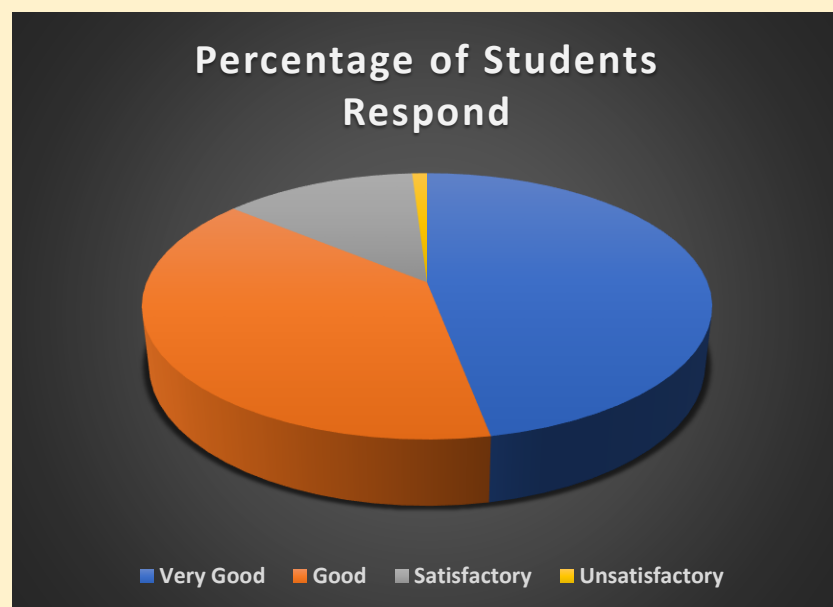
**13. Initiative by the teachers in formulating tests/quiz/exams/seminars/projects on a topic.**

<i>Options</i>	<i>Percentage of Students Respond</i>
<i>Very Good</i>	49
<i>Good</i>	39
<i>Satisfactory</i>	11
<i>Unsatisfactory</i>	1



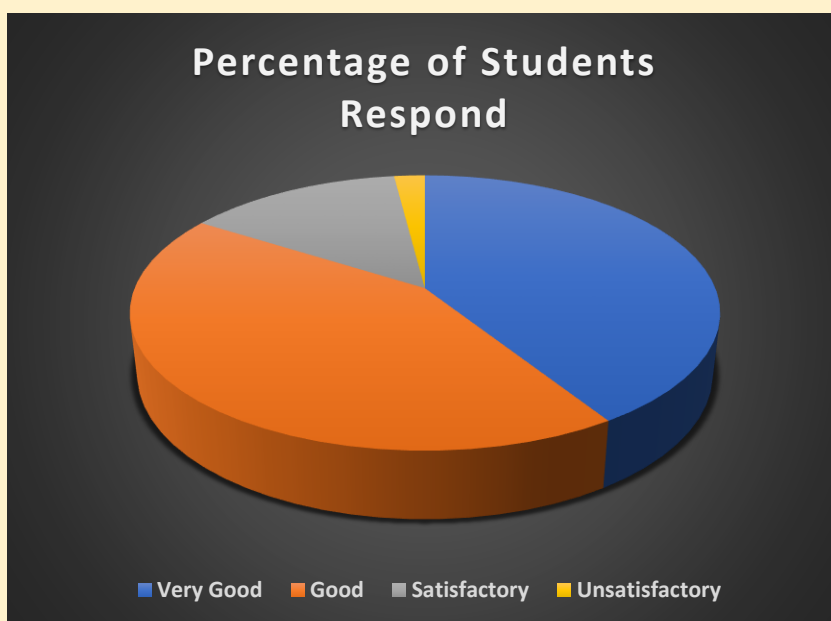
**14. Fairness of the teachers in evaluating student's performance.**

<i>Options</i>	<i>Percentage of Students Respond</i>
<i>Very Good</i>	47
<i>Good</i>	39
<i>Satisfactory</i>	13
<i>Unsatisfactory</i>	1



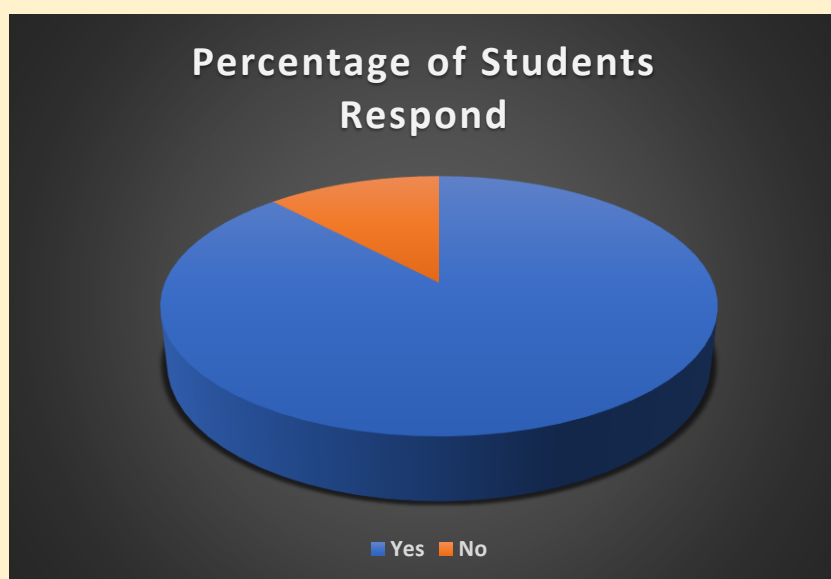
**15. Completion of syllabus before exams in a thorough manner.**

<i>Options</i>	<i>Percentage of Students Respond</i>
<i>Very Good</i>	41
<i>Good</i>	43
<i>Satisfactory</i>	14
<i>Unsatisfactory</i>	2



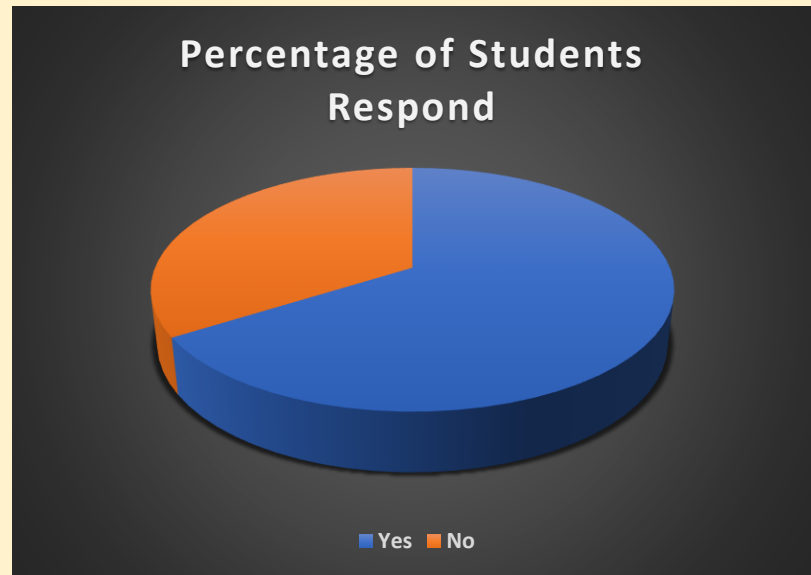
**16. Do you know that your institution have arranged activity programs (Essay competition/ Debate/ Poster competition/Publication of journal etc)**

<i>Options</i>	<i>Percentage of Students Respond</i>
Yes	88
No	12



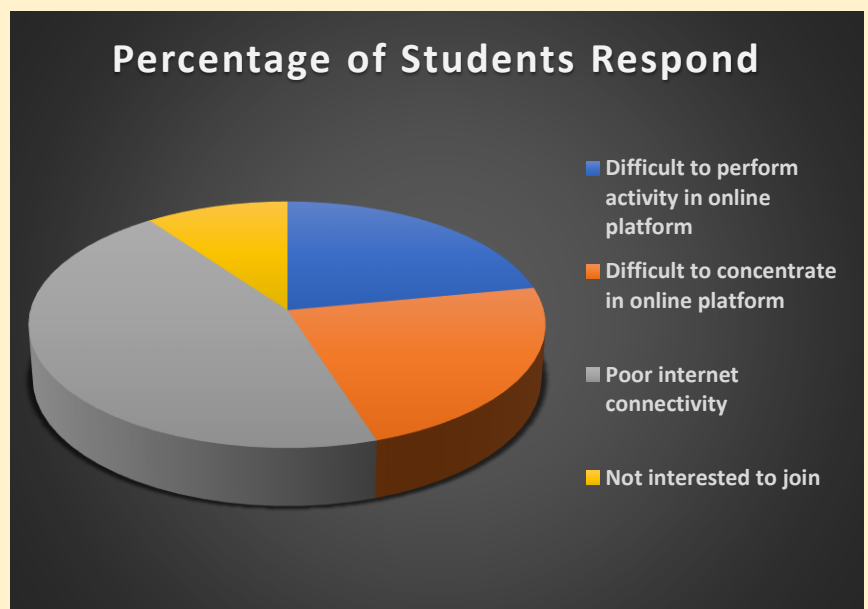
a) Have you joined those programs?

<i>Options</i>	<i>Percentage of Students Respond</i>
Yes	66
No	34



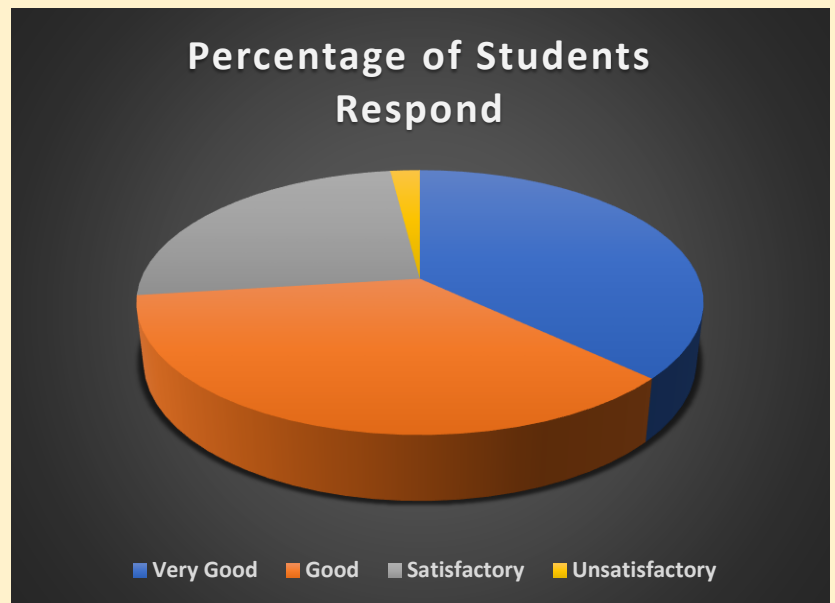
b) If you had not joined those activity programs, explain why?

<i>Options</i>	<i>Percentage of Students Respond</i>
Difficult to perform activity in online platform	22
Difficult to concentrate in online platform	23
Poor internet connectivity	45
Not interested to join	10



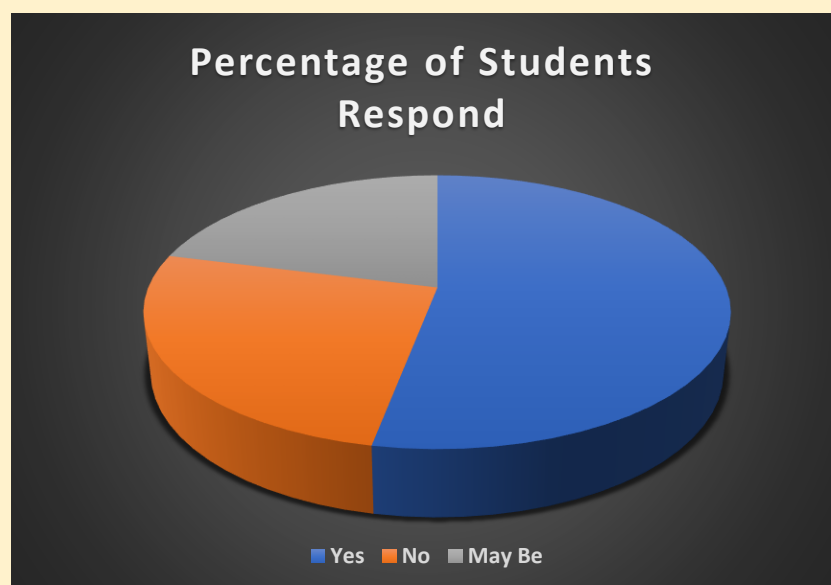
c) How much are you satisfied with these programs?

<i>Options</i>	<i>Percentage of Students Respond</i>
Very Good	37
Good	36
Satisfactory	25
Unsatisfactory	2



17. Did you become mentally stressed with this pandemic situation?

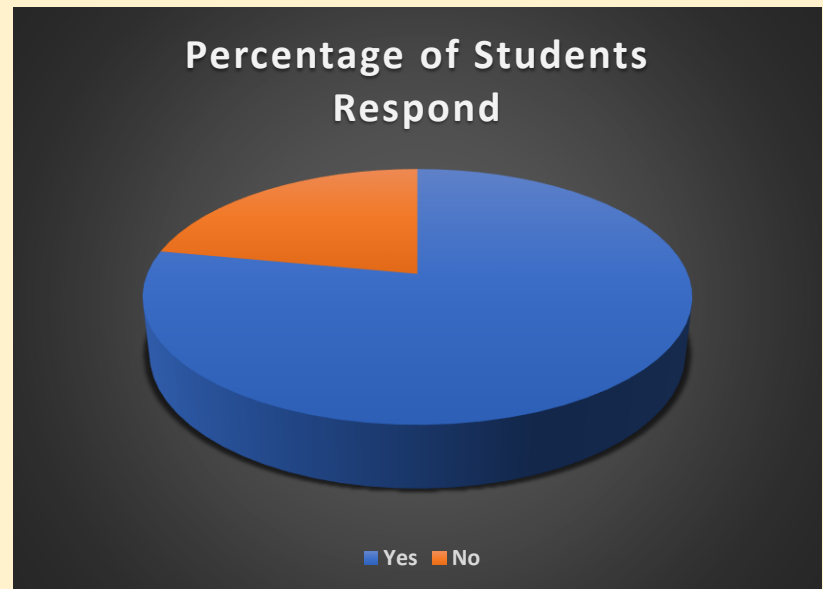
<i>Options</i>	<i>Percentage of Students Respond</i>
Yes	53
No	26
May Be	21





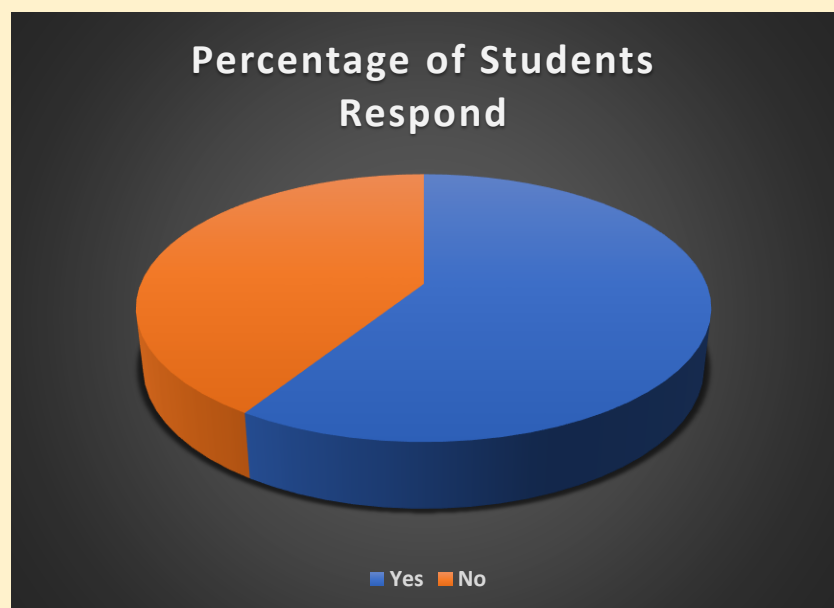
18. Do you know that your institution your institution had conducted online students' counselling program for you?

<i>Options</i>	<i>Percentage of Students Respond</i>
Yes	78
No	22



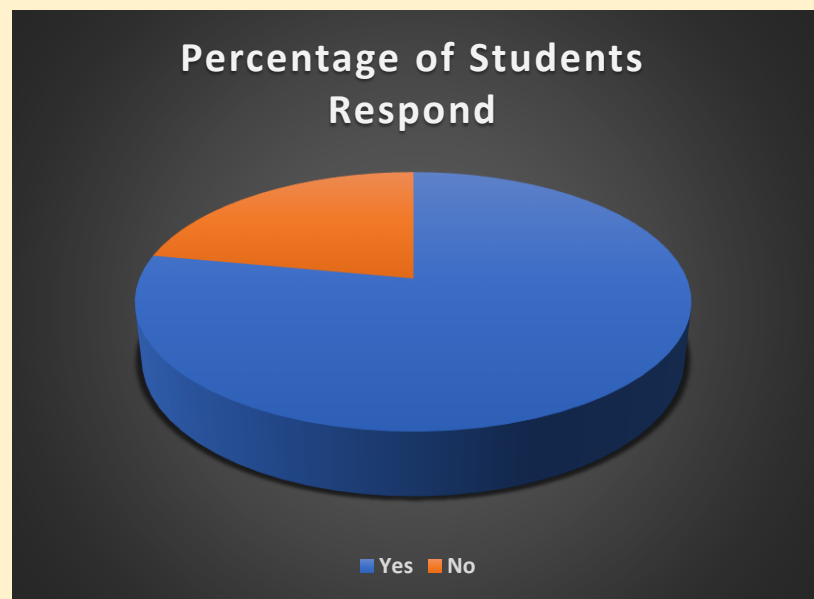
a) If the answer is "yes", then did you join the counselling program?

<i>Options</i>	<i>Percentage of Students Respond</i>
Yes	59
No	41



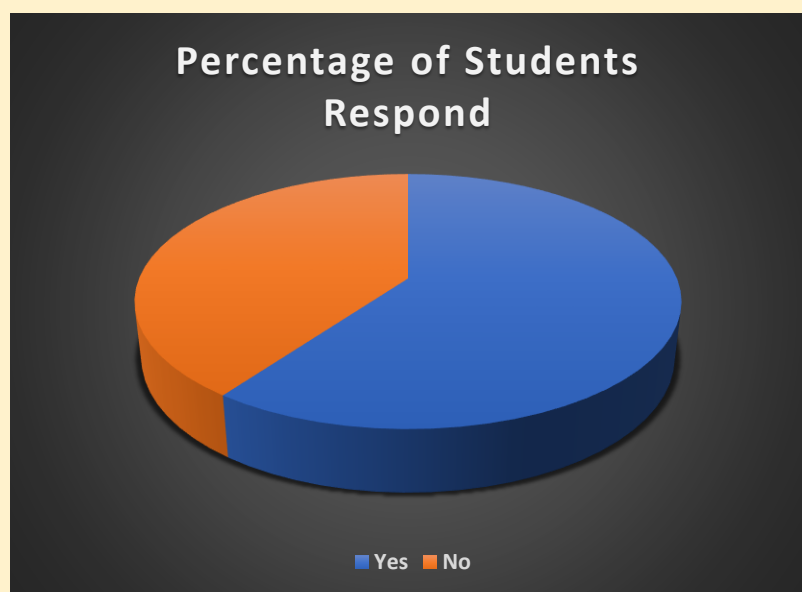
19. Do you know that your institution had conducted career guidance program?

<i>Options</i>	<i>Percentage of Students Respond</i>
Yes	78
No	22



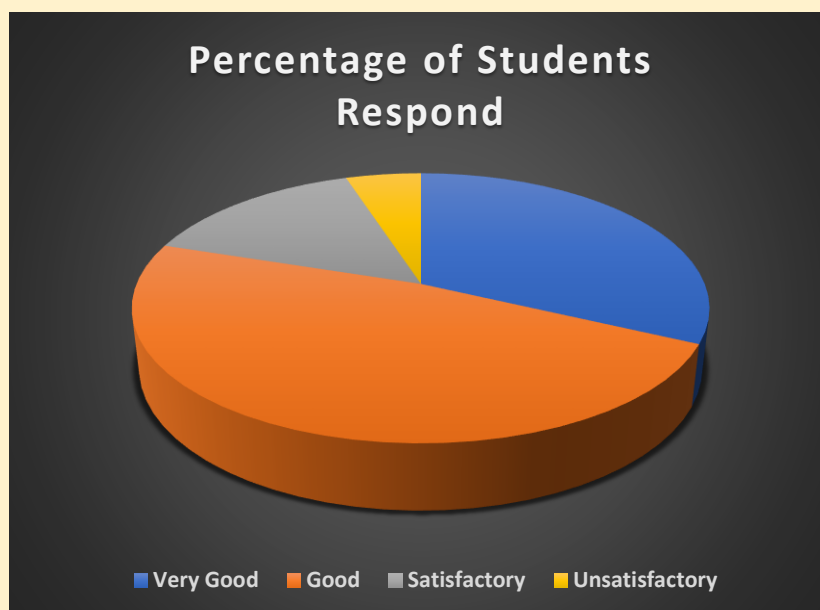
a) If the answer is "yes", then did you join the career guidance program?

<i>Options</i>	<i>Percentage of Students Respond</i>
Yes	60
No	40



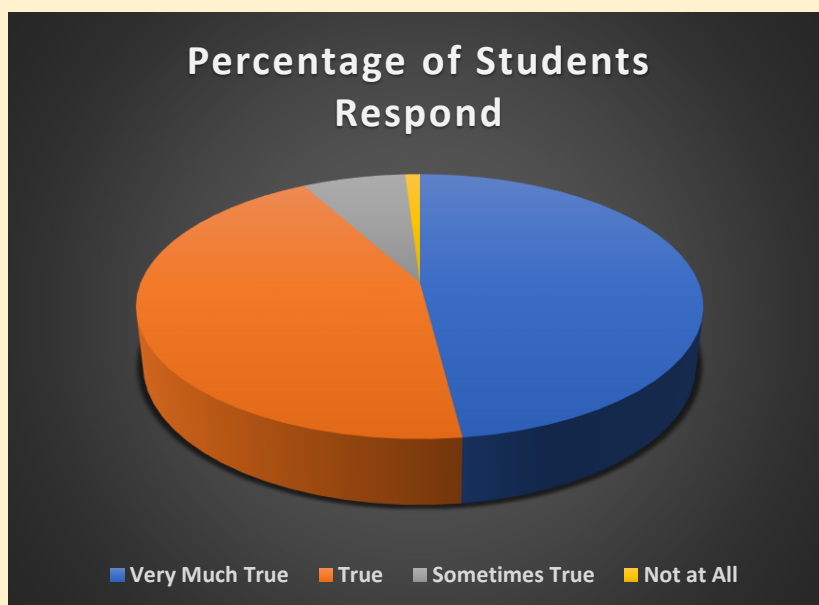
**20. How much helpful is the online library and e-resources of your college?**

<b>Options</b>	<b>Percentage of Students Respond</b>
<i>Very Good</i>	32
<i>Good</i>	48
<i>Satisfactory</i>	15
<i>Unsatisfactory</i>	5



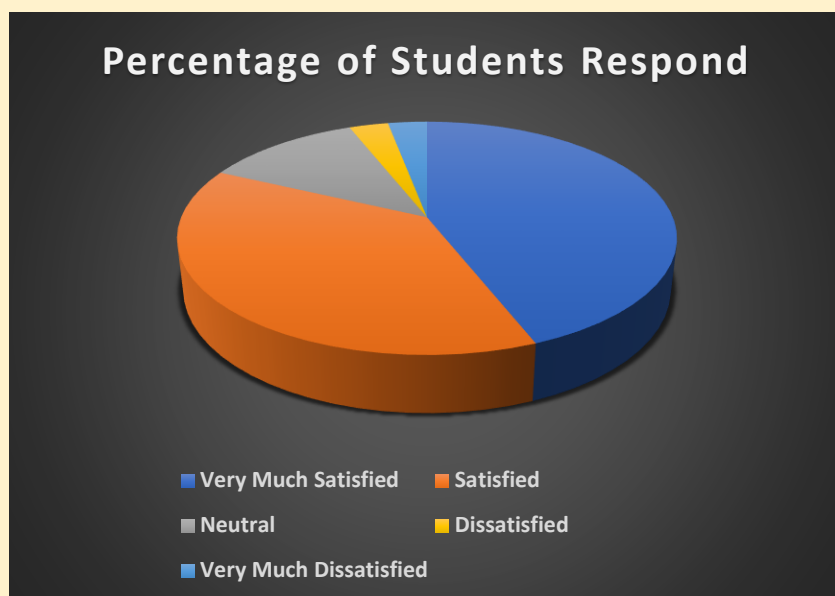
**21. Do you think the online admission procedure of your college is fair and just?**

<b>Options</b>	<b>Percentage of Students Respond</b>
<i>Very Much True</i>	48
<i>True</i>	44
<i>Sometimes True</i>	7
<i>Not at All</i>	1



**22. How much satisfied are you with the interaction and cooperation from the Institution?**

<i>Options</i>	<i>Percentage of Students Respond</i>
<i>Very Much Satisfied</i>	44
<i>Satisfied</i>	38
<i>Neutral</i>	12
<i>Dissatisfied</i>	3
<i>Very Much Dissatisfied</i>	3



**Analysis:**

- 54% of students reported that they have good internet access while 45 % students reported that sometimes they have good internet access. Only 1% students reported that they do not have good internet access.
- 80% of students access the internet through smartphone, only 7% of students utilize desktop/laptop to access the internet. 13% of students utilize both smartphone and desktop/laptop to access the internet.
- 79% students participated mainly online classes through Zoom, Google meet, Skype, Team link etc., 17% students participated in some online classes throughout online mode, while 4% of students could not attend only online classes because of poor internet connectivity.
- Maximum (94%) used Google meet platform for online classes while 42% used google classroom for online classes while 12 % used Zoom for online classes and 29% used WhatsApp for online class while 13% used YouTube while 8% used Skype and 1% used Team link.
- 62% of the students preferred apps like Zoom/Google meet/ Skype etc. regarding teaching learning while staying at home, 3% of students preferred providing of e-learning material, 2% of the students were on the side of video classes by the institutional teachers through

YouTube while 32% of students were preferring all kind of the above-mentioned ways for teaching -learning process.

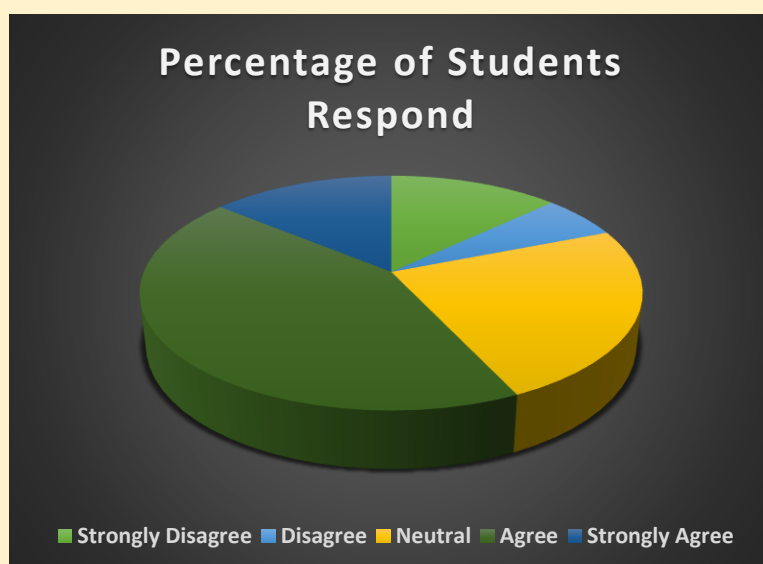
- 65% of students gave positive responses towards the usefulness while 8% of students gave negative responses. 27% of students were not sure about the usefulness of online classes.
- 41% of students were evenly satisfied regarding online classes using online platforms. 29% students were very much satisfied by the method while 26% of students were neutral to their satisfaction. However, 2% of students were dissatisfied while another 2% were very much dissatisfied regarding online classes.
  - 47% of student were satisfied with online classes because it is easy to attend and 37% of student were satisfied for the time being saved in this method while 16% were satisfied because it is cost saving.
  - 49% of students were dissatisfied with online classes because of poor internet connectivity. 33% students were dissatisfied because it is difficult to interact with teachers while 18% of students claimed it to be difficult to pay attention in the class.
- Majority (86%) of students said that online classes were conducted regularly while 2% of students were negative in their opinion for regular online classes. 12% of students responded that sometimes online classes are taken regularly.
- 63% of students said that their teacher's knowledge base is very good while 29% students claimed it to be good. 8% of students had a satisfactory opinion regarding this matter.
- 68% of students said that teachers had very good communication skill while 29% of student claimed it to be good. 7% student said that teachers had satisfactory communication skill and only 1% were dissatisfied with it.
- 58% of students said that they had very good interest in their subject generated by the teachers while 32% of students said it to be good. 9% of students were dissatisfactory in their opinion while 1% of students claimed it to be unsatisfactory.
- 52% of students said that teachers had very good accessibility outside class hours regarding academic consultations, while 35% of students claimed it to be good. 12% students said that teachers were satisfactory accessible and only 1% were dissatisfied with it.
- 49% of students said that teachers were very good in their initiatives of formulating tests quiz/ exams/ seminars/ projects on a topic, while 39% claimed it to be good. 11% of students said that teachers were satisfactory formulating tests/quiz/ exams/seminars/projects and only 1% were dissatisfied with it.
- 47% of students said that teachers were very good in evaluating students' performance, while 39% claimed it to be good. 13% of students said that teachers were satisfactory evaluating students' performance and only 1% were dissatisfied with it.

- 41% of students gave a very good remark regarding completion of syllabus before exam in a thorough manner. 43% students claimed it to be good whereas 14% had a satisfactory opinion while 2% were dissatisfied.
- Maximum (88%) gave a positive response when they were asked if they knew that their institution have arranged activity programs (Essay Competition/Debate/Poster Competition/ Publication at YouTube etc). However, 12% gave negative response.
  - When students were asked, if they joined those programs, then 66% said “YES” and 34% said “NO”
  - When students were asked to give explanation for not joining in activity programs then 22% of students claimed it to be difficult to perform activity in online platform whereas 23% said that it is difficult to concentrate in online platform. 45% of students complained about poor internet connection and 10% of students said that they were not interested to join.
  - 37% of students said “very good” for their satisfaction with these programs. 36% said good while 25% of students had a satisfactory satisfaction while 2% of students were dissatisfied.
- 53% of students were mentally stressed with this pandemic situation while 26% students were not. 21% of were confused regarding this matter.
- 78% of students knew that their institution had conducted online students counselling program for them while 22% of students did not know about it.
  - 59% of students who knew about the counselling program had joined it while 41% of students haven’t.
- 78% of students knew that their institution had conducted career guidance program while 22% students did not know about it.
  - 60% of students who knew about the career guidance program had joined it while 40% of students haven’t.
- 32% of students found online library and e-resources of our college to be very helpful while 48% found it to be quite helpful. However, 15% claimed it to be satisfactory and 5% students were dissatisfied.
- 48% of students said that the online admission procedure of our college very much fair and just 44% said it to be just true. 7% of students claimed it to be sometimes fair and just while 1% students found it to be unfair and unjust.
- 44% of students were very much satisfied regarding the interactions and cooperation from the institutions. While 38% were satisfied with it. 3% students were dissatisfied with this process.

## FEEDBACK REPORT ON THE GENDER AUDIT OF STUDENTS, VIJAYGARH JYOTISH RAY COLLEGE, KOLKATA, SESSION: 2020-2021

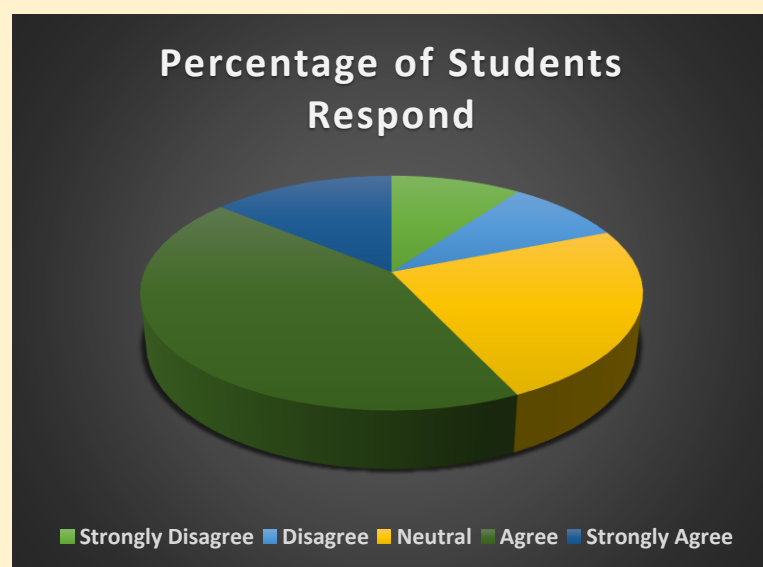
### 1. The college conducts gender sensitization program as a part of its curriculum:

<i>Options</i>	<i>Percentage of Students Respond</i>
<i>Strongly Disagree</i>	13
<i>Disagree</i>	6
<i>Neutral</i>	24
<i>Agree</i>	43
<i>Strongly Agree</i>	14



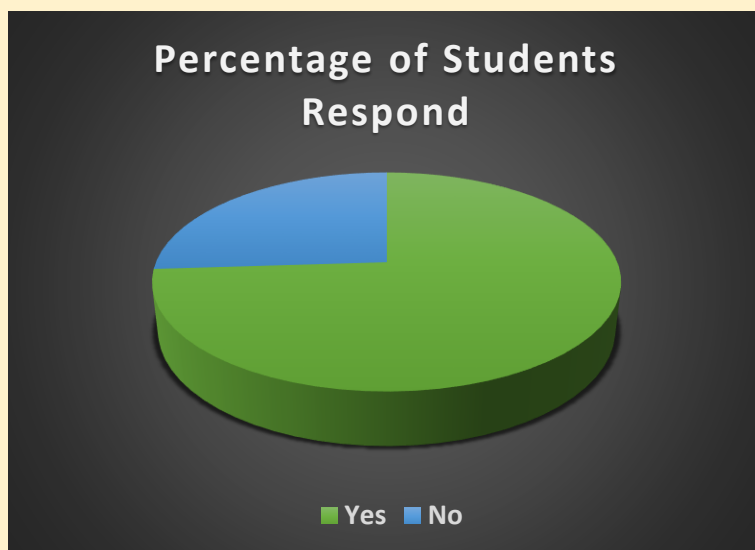
### 2. The college conducts gender awareness programs, such as awareness of sexual harassment, as a part of its curriculum.

<i>Options</i>	<i>Percentage of Students Respond</i>
<i>Strongly Disagree</i>	10
<i>Disagree</i>	9
<i>Neutral</i>	24
<i>Agree</i>	43
<i>Strongly Agree</i>	14



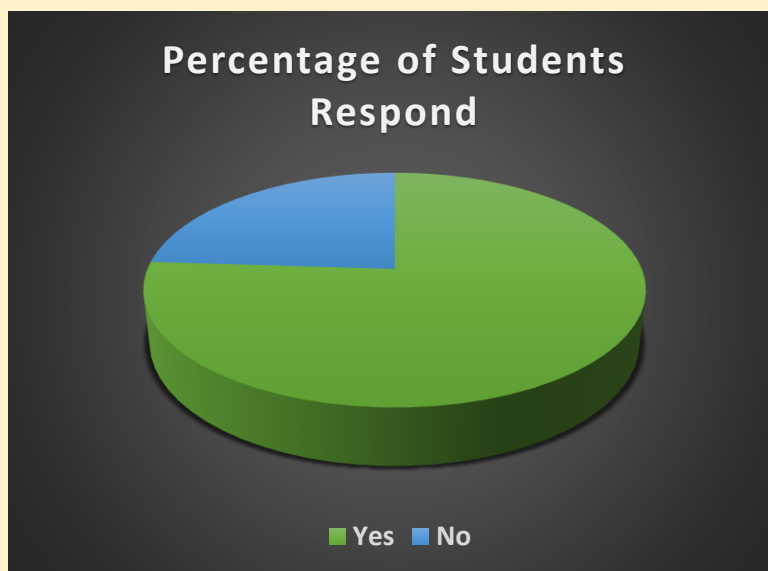
3. A women cell is set up in the college and students are aware about the cell.

<b>Options</b>	<b>Percentage of Students Respond</b>
Yes	74
No	26



4. A grievance redressal cell has been set up.

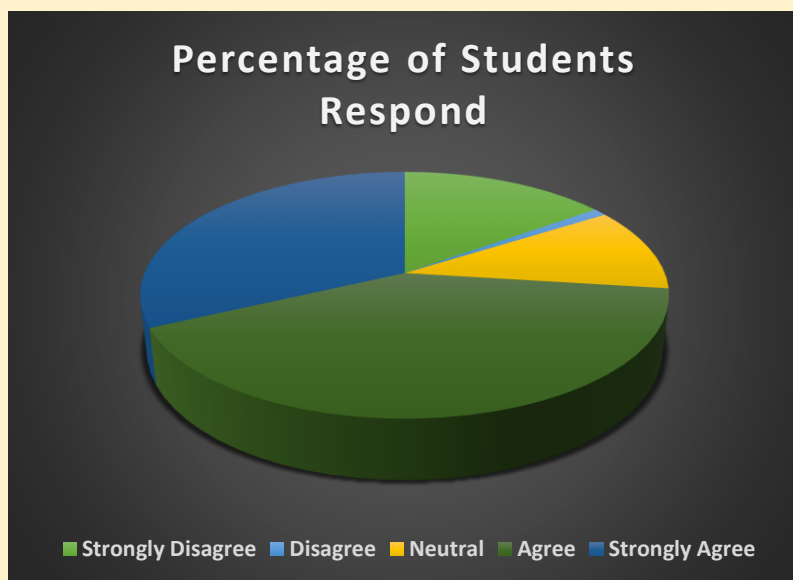
<b>Options</b>	<b>Percentage of Students Respond</b>
Yes	76
No	24





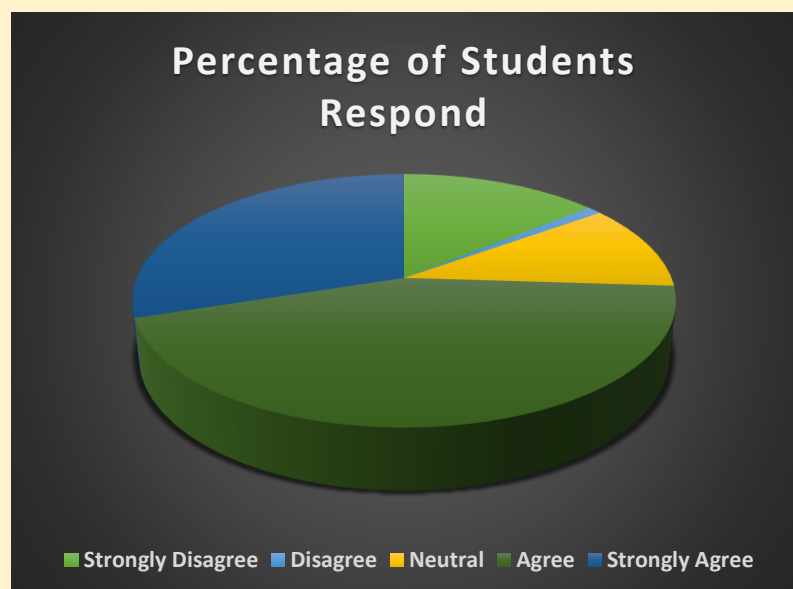
5. Teachers are friendly to students of all genders.

<i>Options</i>	<i>Percentage of Students Respond</i>
<i>Strongly Disagree</i>	15
<i>Disagree</i>	1
<i>Neutral</i>	11
<i>Agree</i>	41
<i>Strongly Agree</i>	32



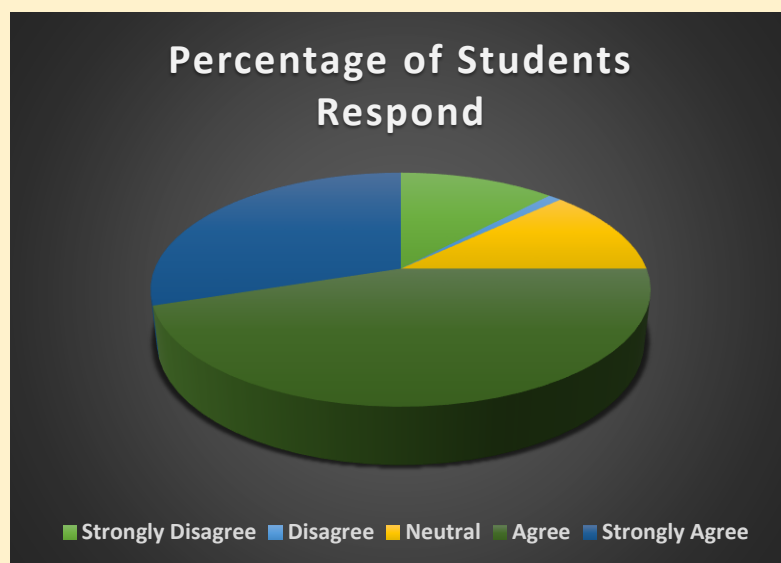
6. The library offers equal opportunities to all genders.

<i>Options</i>	<i>Percentage of Students Respond</i>
<i>Strongly Disagree</i>	14
<i>Disagree</i>	1
<i>Neutral</i>	11
<i>Agree</i>	44
<i>Strongly Agree</i>	30



**7. The office offers equal opportunities to the students of all genders.**

<b>Options</b>	<b>Percentage of Students Respond</b>
<i>Strongly Disagree</i>	12
<i>Disagree</i>	1
<i>Neutral</i>	12
<i>Agree</i>	45
<i>Strongly Agree</i>	30



Our college is co-educational Institution. That is why our institution conduct Gender Audit in each session. We asked our students whether (i) they are informed about Gender Sensitization Program, Gender Awareness Program, that are conducted by the college, ii) knowledge about Women Cell, Grievance Redressal Cell set up by the college, iii) getting equal treatment opportunity from College Teachers, College Library and College Office.

a) 57% students respond that they know about the Gender Sensitization program as well as Gender Awareness Program that are conducted by the college as a part of its curriculum.

b) More than 75% students as an average having the knowledge of Women cell and Grievance Redressal Cell set up by the college.

c) 73% of students reported that teachers are friendly to students of all genders.

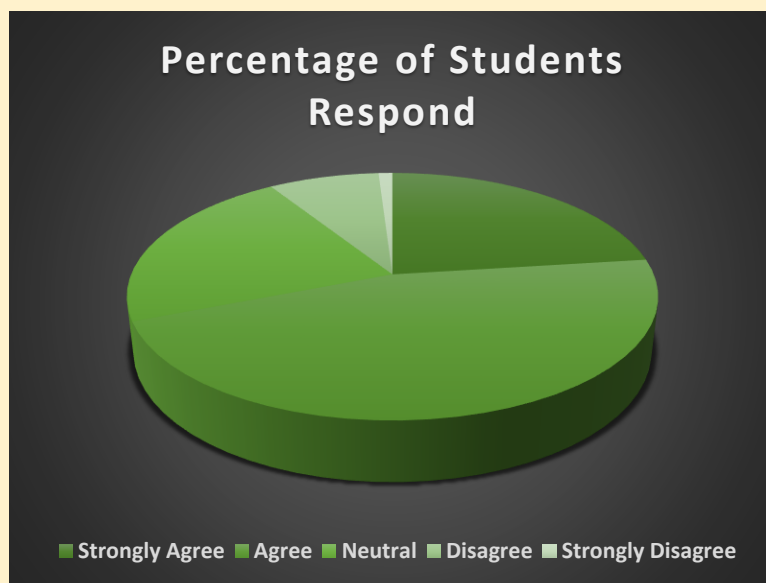
d) 74% of students reported that College Library offers equal opportunities to all genders.

e) 75% students reported that College Office offers equal opportunities to students of all genders.

## **REPORT OF FEEDBACK ON LIBRARY OF VIJAYGARH JYOTISH RAY COLLEGE, KOLKATA, SESSION: 2020-2021**

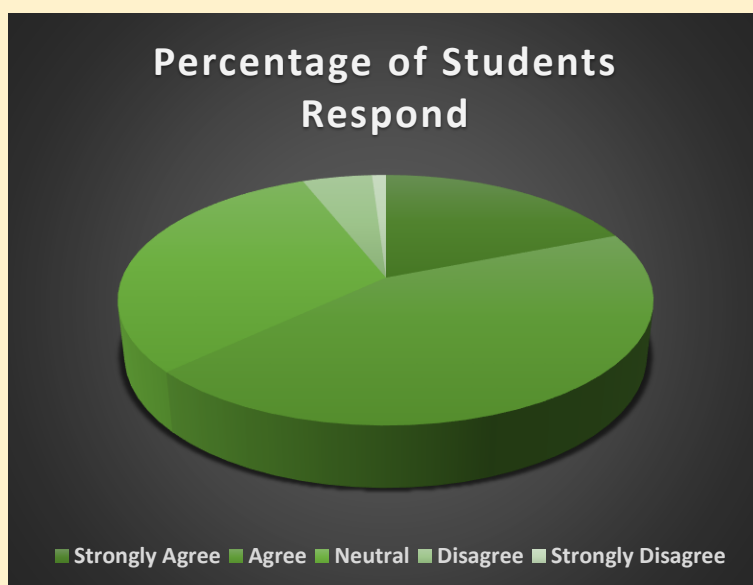
1. I can access the text books and reference books from college library via online mode.

<b>Options</b>	<b>Percentage of Students Respond</b>
<i>Strongly Agree</i>	23
<i>Agree</i>	46
<i>Neutral</i>	22
<i>Disagree</i>	8
<i>Strongly Disagree</i>	1



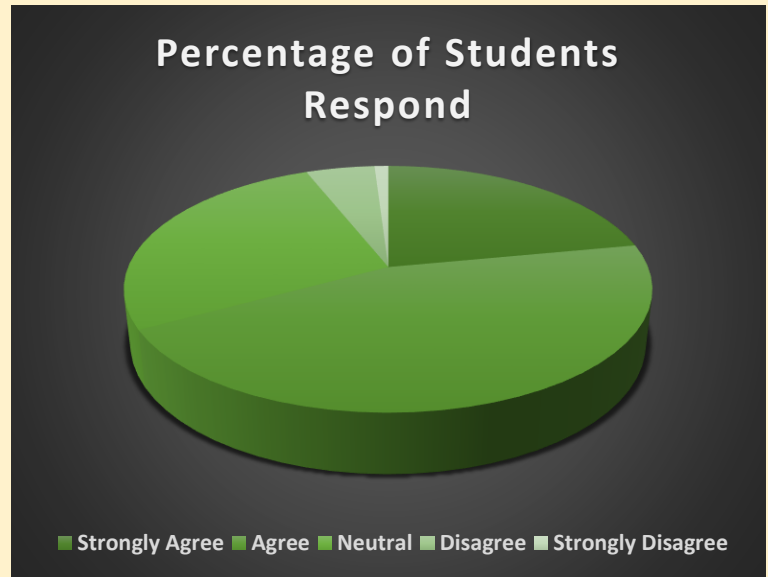
2. We have e-journal facility through INFLIBNET.

<b>Options</b>	<b>Percentage of Students Respond</b>
<i>Strongly Agree</i>	19
<i>Agree</i>	44
<i>Neutral</i>	31
<i>Disagree</i>	5
<i>Strongly Disagree</i>	1



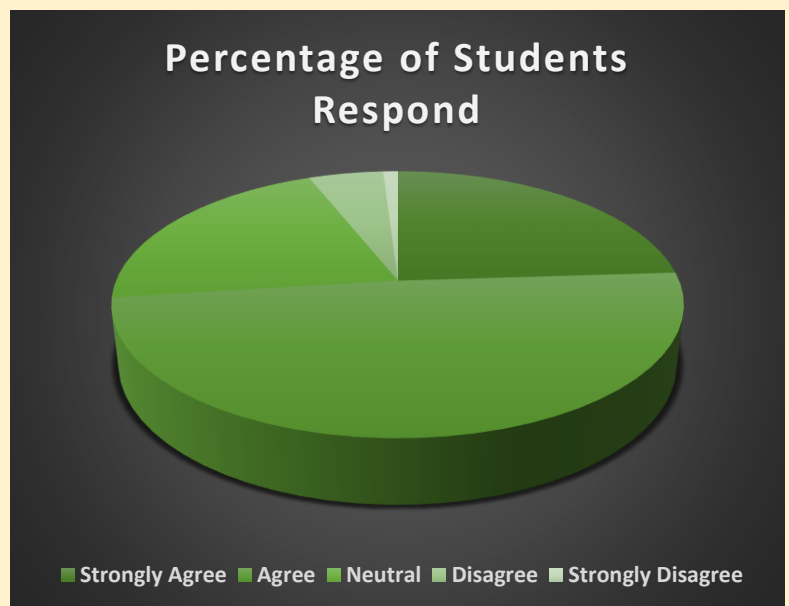
3. We can access career guidance magazine of library via online mode.

<i>Options</i>	<i>Percentage of Students Respond</i>
<i>Strongly Agree</i>	22
<i>Agree</i>	45
<i>Neutral</i>	27
<i>Disagree</i>	5
<i>Strongly Disagree</i>	1



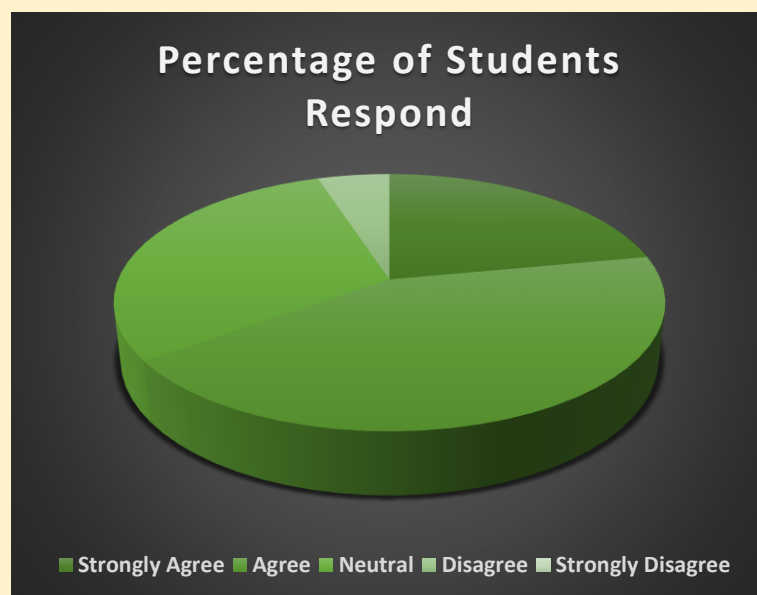
4. We can avail the e-book uploaded by the library in the college website.

<i>Options</i>	<i>Percentage of Students Respond</i>
<i>Strongly Agree</i>	24
<i>Agree</i>	49
<i>Neutral</i>	21
<i>Disagree</i>	5
<i>Strongly Disagree</i>	1



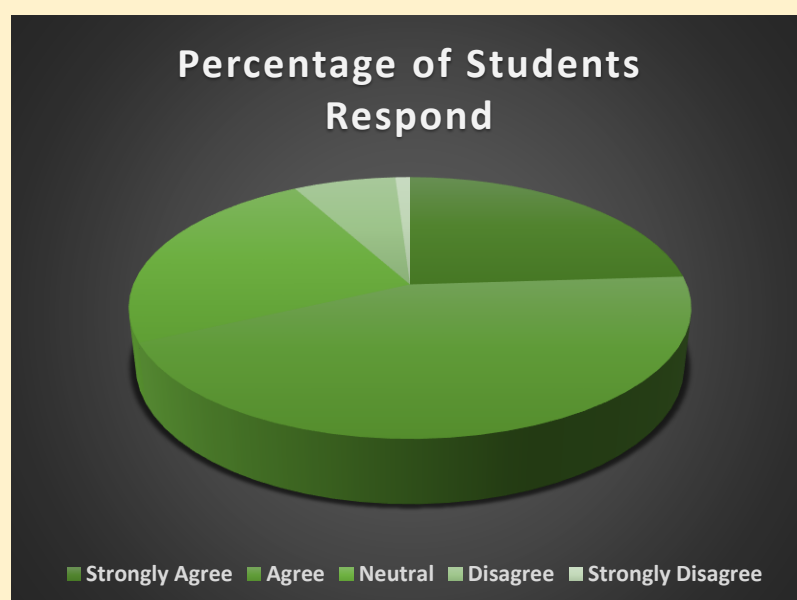
5. We can access e-books from NDL.

<i>Options</i>	<i>Percentage of Students Respond</i>
<i>Strongly Agree</i>	22
<i>Agree</i>	43
<i>Neutral</i>	30
<i>Disagree</i>	5
<i>Strongly Disagree</i>	0



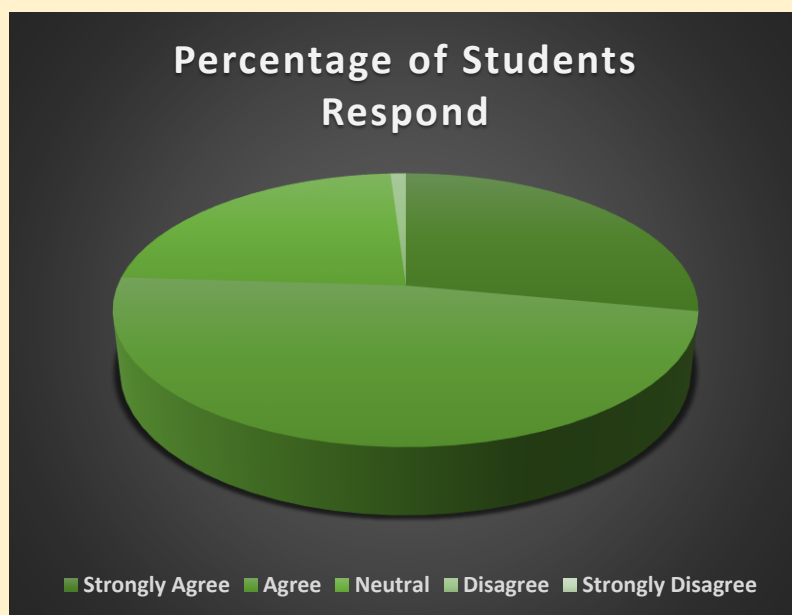
6. We are satisfied with our digital archive initiative of college library.

<i>Options</i>	<i>Percentage of Students Respond</i>
<i>Strongly Agree</i>	24
<i>Agree</i>	44
<i>Neutral</i>	24
<i>Disagree</i>	7
<i>Strongly Disagree</i>	1



**7. The interaction with librarian is very much friendly.**

<i>Options</i>	<i>Percentage of Students Respond</i>
<i>Strongly Agree</i>	28
<i>Agree</i>	48
<i>Neutral</i>	23
<i>Disagree</i>	1
<i>Strongly Disagree</i>	0



**Analysis:**

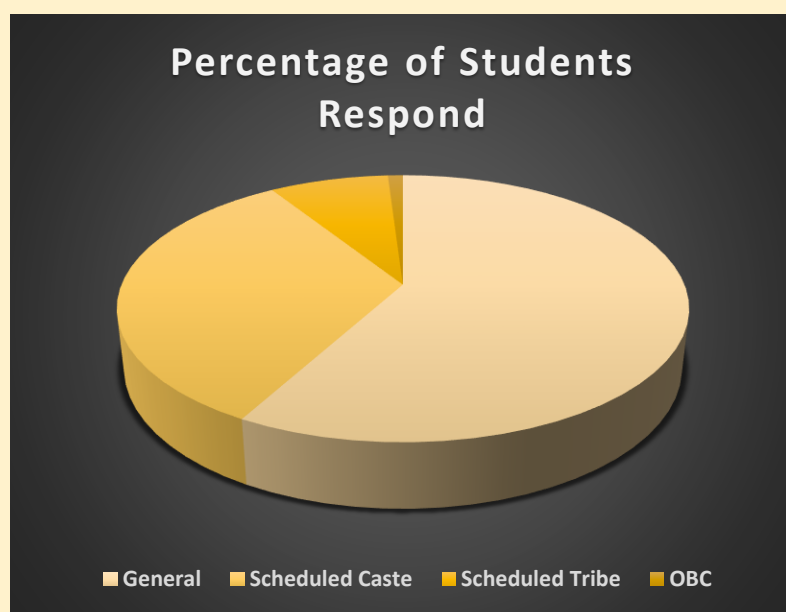
Students were asked seven questions Related to the college library to access the performance of the library e-service during this covid pandemic situation. During this period students were compelled to access the text books and reference books via online mode. 69% students were access the books (both text and reference) through online. 63% students were utilized is journal. Facility through INFLIBNET, 67% students utilised career guidance magazine of the library via online mode, 73% avail the e-book uploaded by the library in the college website, 65% access e-books from NDL.

Students were also asked to share their satisfaction level with our college digital archive as well as the interaction with college librarian, 68% students reveal that they are satisfied week college digital archive. More than 75% students are satisfied about interaction with college librarian.

# REPORT ON MENTORING OF STUDENTS, VIJAYGARH JYOTISH RAY COLLEGE, KOLKATA, SESSION: 2020-2021

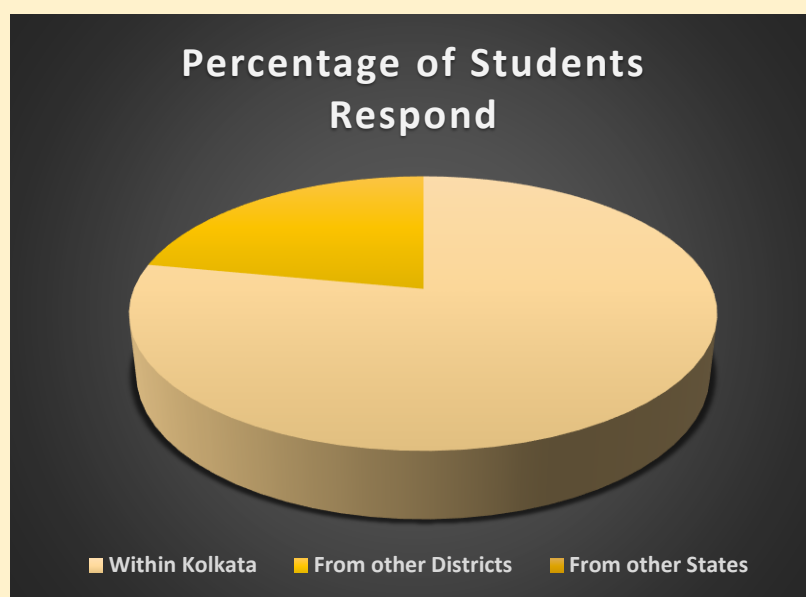
## 1. Students' Caste Category:

<i>Options</i>	<i>Percentage of Students Respond</i>
<i>General</i>	58
<i>Scheduled Caste</i>	33
<i>Scheduled Tribe</i>	8
<i>OBC</i>	1



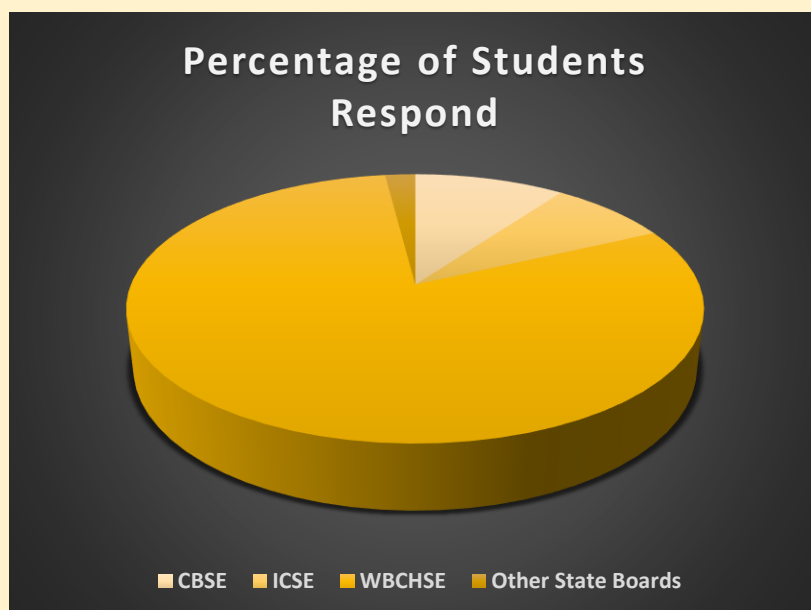
## 2. Students' Home Address:

<i>Options</i>	<i>Percentage of Students Respond</i>
<i>Within Kolkata</i>	78
<i>From other Districts</i>	22



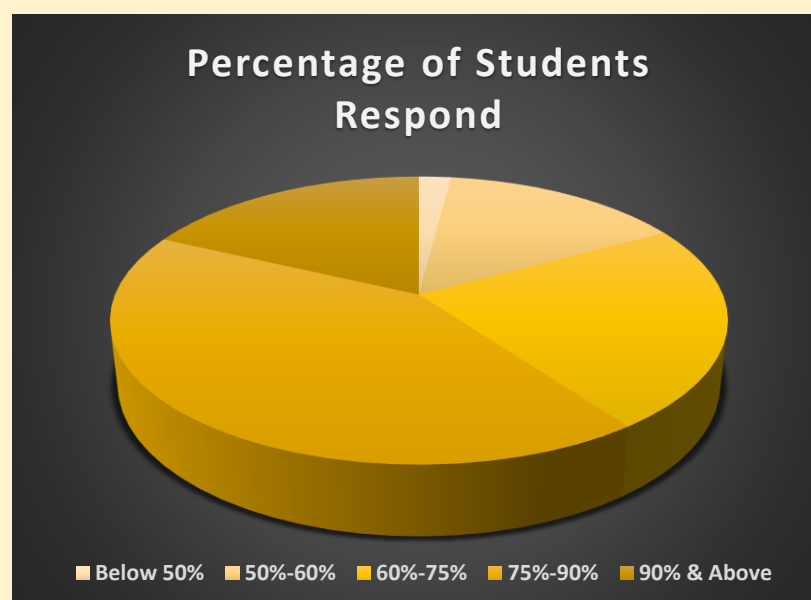
3. Name of the Board from which he/she had passed:

<i>Options</i>	<i>Percentage of Students Respond</i>
CBSE	10
ISC	8
WBCHSE	80
Other State Boards	2



4. Percentage (%) of marks obtained in class XII:

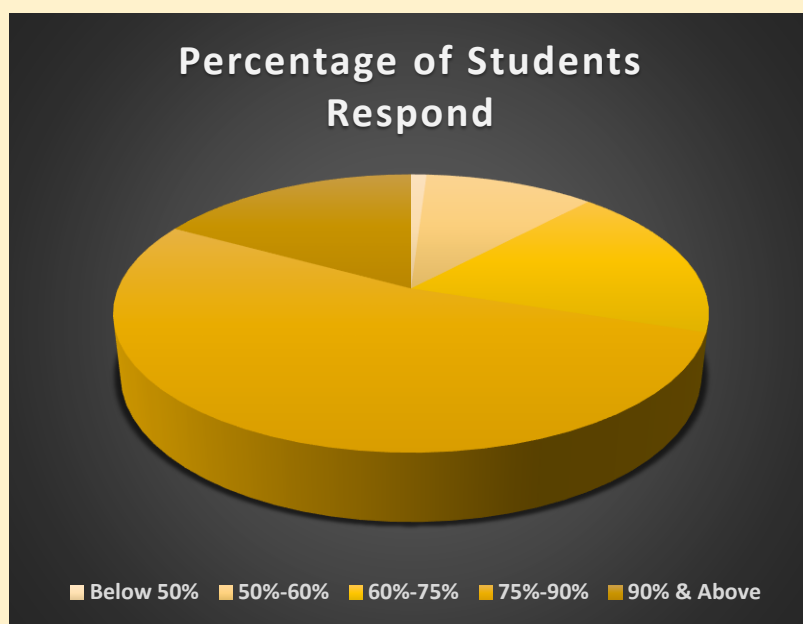
<i>Options</i>	<i>Percentage of Students Respond</i>
Below 50%	2
50%-60%	15
60%-75%	23
75%-90%	42
90% & Above	18





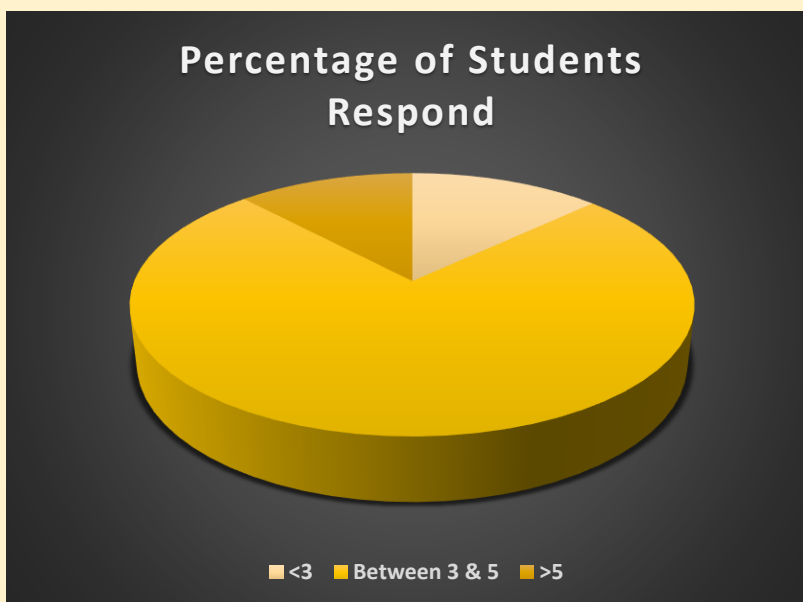
5. Percentage (%) of marks obtained in the last Semester:

<b>Options</b>	<b>Percentage of Students Respond</b>
<i>Below 50%</i>	1
<i>50%-60%</i>	11
<i>60%-75%</i>	18
<i>75%-90%</i>	53
<i>90% &amp; Above</i>	17



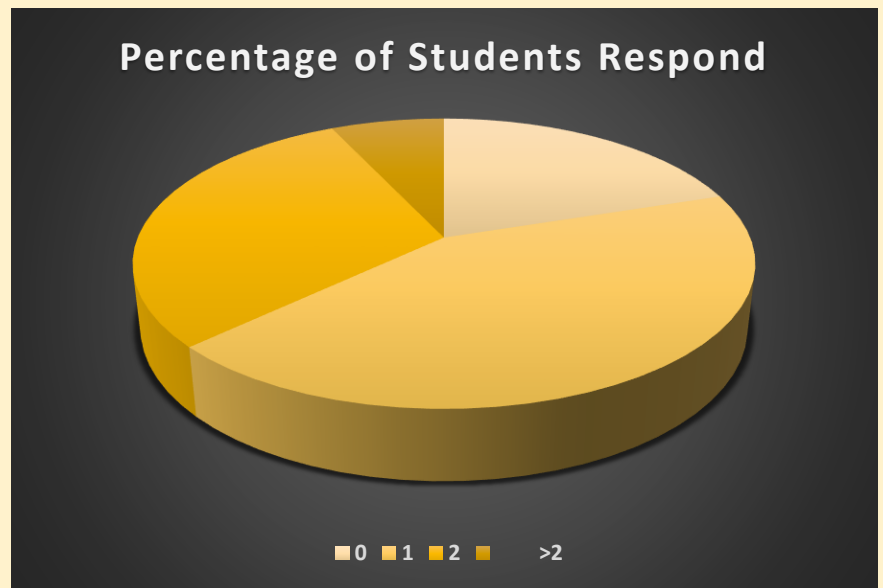
6. Number of family members:

<b>Options</b>	<b>Percentage of Students Respond</b>
<i>&lt;3</i>	13
<i>Between 3 &amp; 5</i>	75
<i>&gt;5</i>	12



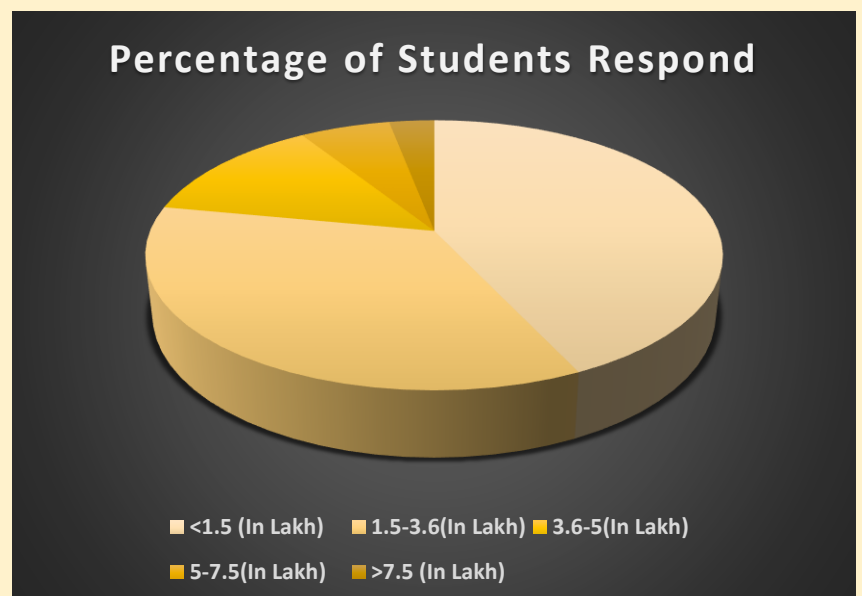
## 7. Number of Sibling:

Options	Percentage of Students Respond
0	20
1	43
2	30
>2	7



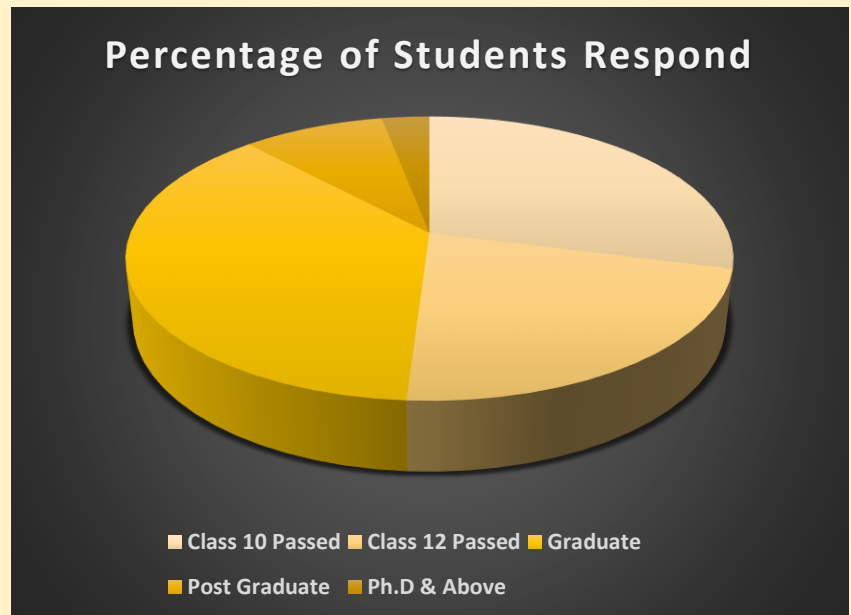
## 8. Approximate annual income of your family:

Options	Percentage of Students Respond
<1.5 (In Lakh)	43
1.5-3.6(In Lakh)	35
3.6-5(In Lakh)	13
5-7.5(In Lakh)	6
>7.5 (In Lakh)	3



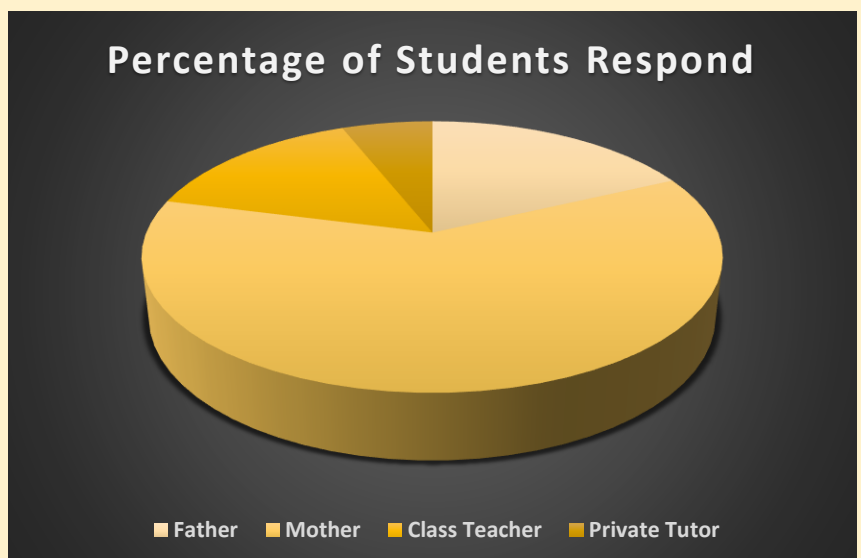
## 9. Educational Qualification of Parents:

<b>Options</b>	<b>Percentage of Students Respond</b>
Class 10 Passed	29
Class 12 Passed	22
Graduate	37
Post Graduate	9
Ph.D & Above	3



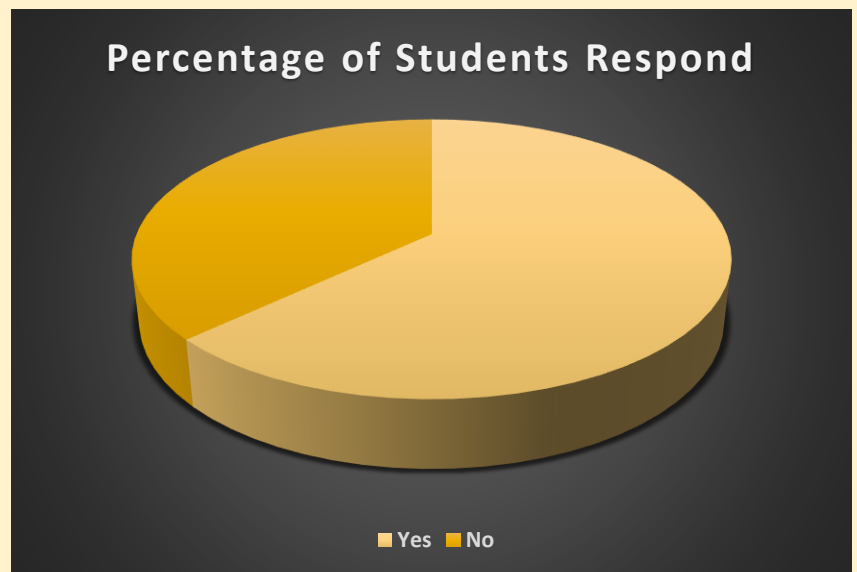
## 10. Who helped you in your early education?

<b>Options</b>	<b>Percentage of Students Respond</b>
Father	18
Mother	61
Class Teacher	15
Private Tutor	6



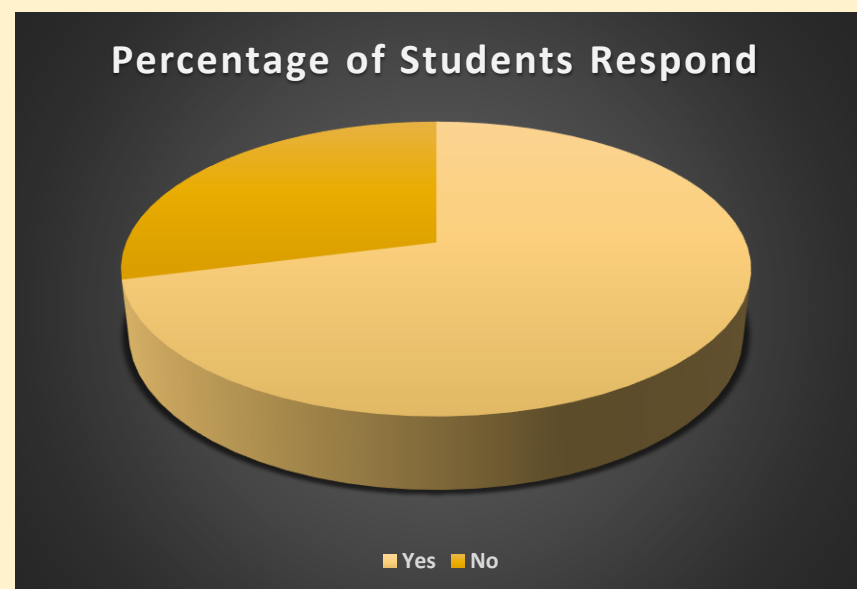
11. Are you feeling interested in online teaching system?

<i>Options</i>	<i>Percentage of Students Respond</i>
Yes	63
No	37



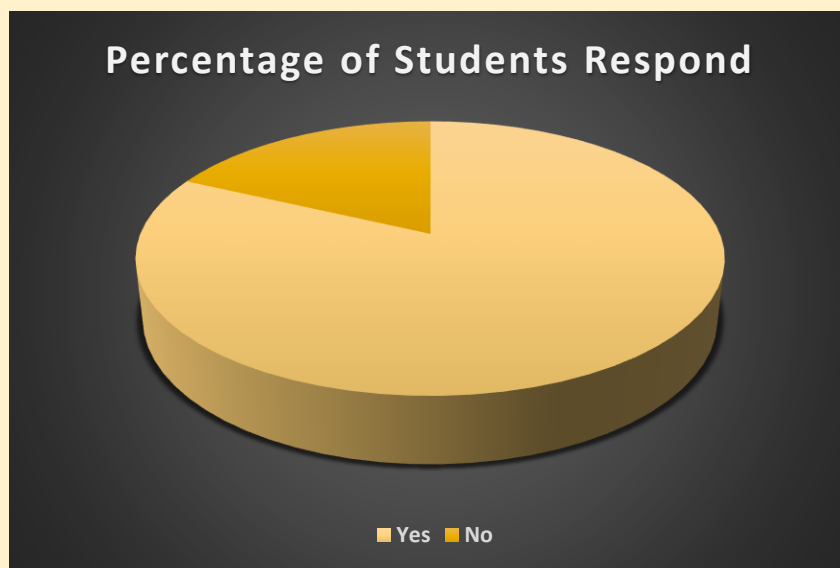
12. Do you want to continue with this subject after completing graduation?

<i>Options</i>	<i>Percentage of Students Respond</i>
Yes	71
No	29



### 13. Do you think mentoring is beneficial for you?

Options	Percentage of Students Respond
Yes	82
No	18



#### **Analysis:**

*Some questions are reported in diagrammatically as these are quantitative in nature and some parts of questions are summarized only in words as they are qualitative in nature.*

- 1) Students enrolled in our college are from different casts. 58% students came from General category, 33% came from SC category, 8% from ST category and 1% from OBC category.
- 2) Most of the students of our college came from within Kolkata (78%), 22% came from other districts of our State. No students got admission from there states.
- 3) Students from different boards like CBCS, ISC, WBCHSE etc. took admission in our college. Although mostly (80%) were from WB board. (i.e WBCHSE). 10% students from CBSE and 8% from ISC and rest 2% from other State boards.
- 4) 83% of the enrolled students learning 60% and above ranks obtained in class XII. 18% students having marks 90% and above in class XII.
- 5) 88% of the enrolled students got 60% and above marks in the last semester. 17% students obtained 90% and above marks in the said examination.
- 6) We also asked our students to state the number of family members in their faith. Survey reports reveal that about 75% students having family members from 3 to 5.

13% students having family members less than 3 and 12% students having grater the 5 members in the family.

- 7) We also asked our students to state the total number of siblings they have. We observed that. 43% having one sibling. 30% and 7% respectively having two and more than 2 siblings. 20% students having no sibling.
- 8) On the being of the reported annual income (approximate), we noticed that most of the students were coming from poor family background. 91% students reported that their annual family income is less than 5 lakh. Only 9% student's annual family income is having than 5 lakh.
- 9) Only 49% students reported that their parents having less then educational qualification (37% reported Graduate, 9% reported Post Graduate 3% reported having Ph.D and above). 29% and 22% of the students reported that their parents just completed 10th Standard and 12th Standard Educational Qualification.
- 10) Mainly mother helped our students in their early education (61%). Student's father (18%), class teacher (15%) and private tutor (6%) were also played an important role in the early stage of student's education.
- 11) 63% students prefer Online mode in pandemic situation. But, many students can't prefer this because of the fact that they cannot interact with teachers, not only that they also feel boring.
- 12) Most of the students (71%) prefer to carry forward with the same subject in the PG level.
- 13) Most of the students (82%) said that mentoring process is beneficial for them as it helps them towards career enhancement, planning for further education, job etc.

#### **14. Mode of Transport**

Our college students mainly avail public transports like train, bus, auto rickshaw as mode of transportation to reach the college. Local students generally attain college by walking or use bi-cycle.

#### **15. Time to reach College**

The time duration taken by most of the students is 10 to 45 mins. Few of them who travel a long distance takes a duration of 1 to 1.5 hours.

#### **16. Subject Selection**

Students mainly opt their subjects as per their own interest. They basically try to enhance their knowledge as well as skill in the field of area of interest.

### **17. Interest part of the Syllabus**

Students are not satisfied with the whole syllabus of their respective subjects. Some parts of the syllabus they prefer most and some parts are not. For example, students from Microbiology department prefer Virology, Genetics and Industrial Microbiology as a subject of interest. Similarly, Students of Philosophy highly prefer Indian Philosophy and Buddhist Philosophy.

### **18. Online teaching mode**

Maximum students prefer online classes in Pandemic Situation. But, in generally, they denies this mode of teaching because of the fact that they cannot interact with teachers, not only that they also feel boring.

### **19. Academic help**

Students prefer more face-to-face classes to understand the subject matter of each subject clearly. Students from practical oriented subjects suggest for more practical classes for better hand on understanding.

### **20. Self-judgement for improving the academic results**

Most of the students believe that rigorous practice, continuous writings and group discussions are helpful for improving the academic results.

### **21. Continuation with the same subject in the Post-Graduation level**

Most of the students prefer to carry forward with the same subject in the PG level. Some students prefer to study for competitive exams or directly apply for jobs.

### **22. Future career plan**

Most of the students (mainly girl students) want to become teachers after completion of Ph.D work. Boy students want to have small business plan, love to invest or have a start-up of their own.

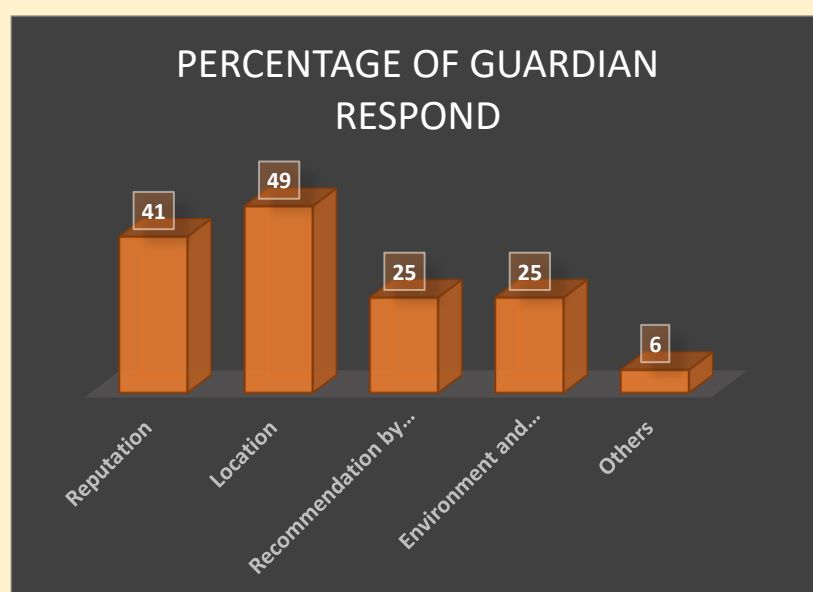
### **23. About Mentoring**

Most of the students said that mentoring process is beneficial for them as it helps them towards career enhancement, guiding for future educational plan, job plan etc.

# REPORT OF FEEDBACK GIVEN BY PARENTS/ GUARDIAN OF STUDENTS, VIJAYGARH JYOTISH RAY COLLEGE, KOLKATA, SESSION: 2020-2021

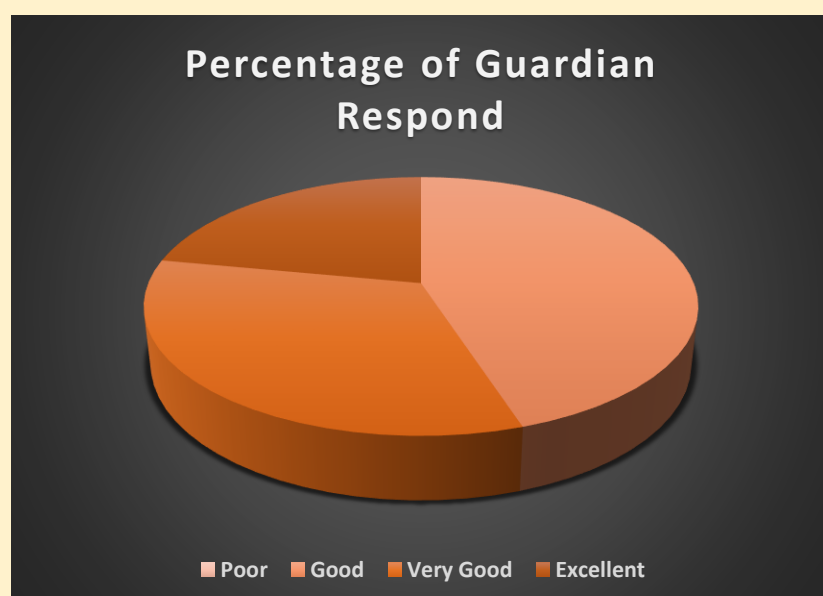
## 1. Reasons for Choosing Vijaygarh Jyotish Ray College (You may choose multiple options).

<i>Options</i>	<i>Percentage of Guardian Respond</i>
Reputation	41
Location	49
Recommendation by an Alumni	25
Environment and Ambience	25
Others	6



## 2. Campus Atmosphere

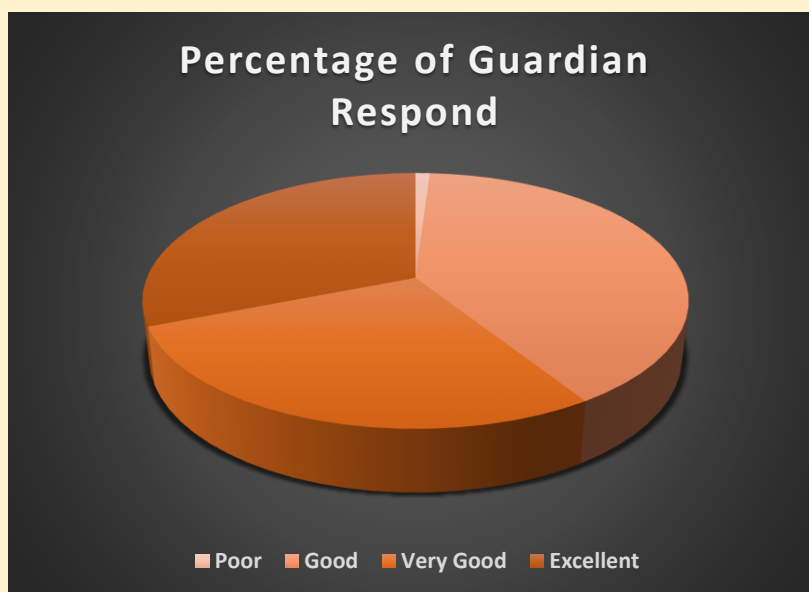
<i>Options</i>	<i>Percentage of Guardian Respond</i>
Poor	0
Good	45
Very Good	33
Excellent	22





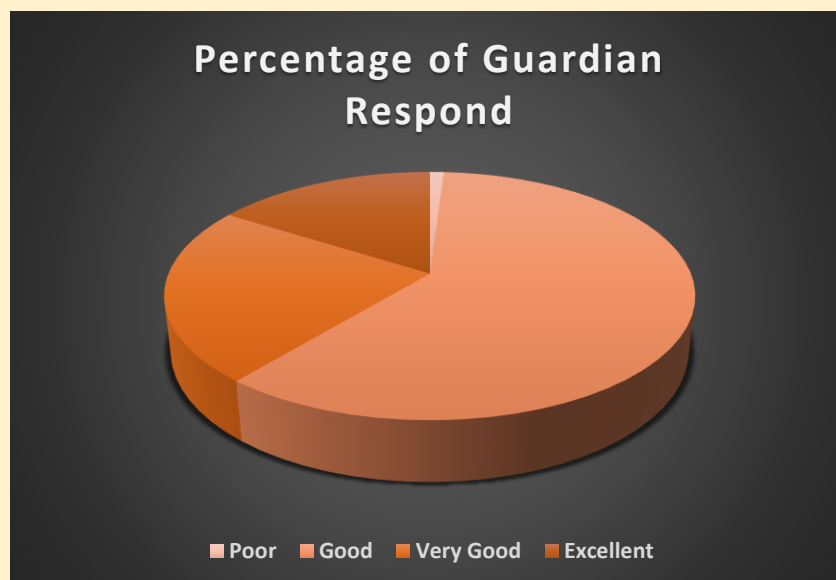
### 3. Transparency of Online Admission System

<i>Options</i>	<i>Percentage of Guardian Respond</i>
Poor	1
Good	40
Very Good	28
Excellent	31



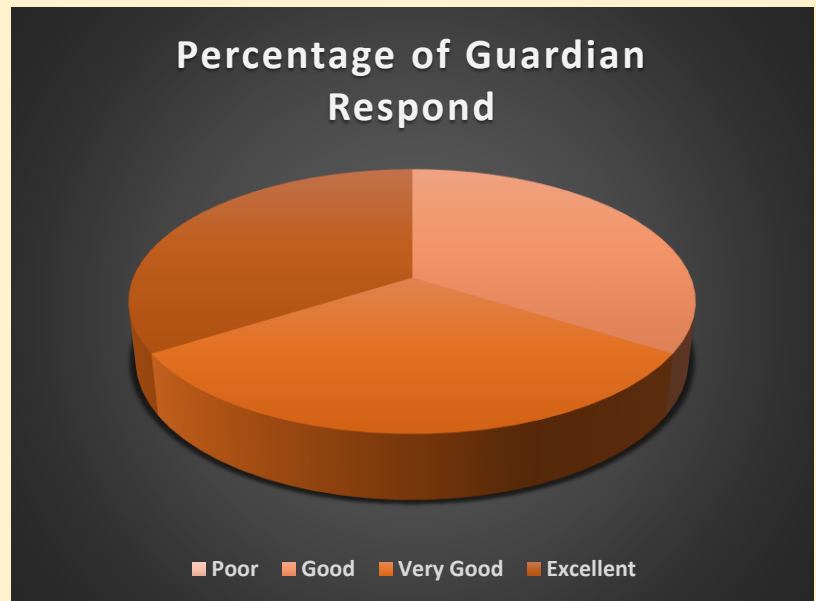
### 4. Fees Structure

<i>Options</i>	<i>Percentage of Guardian Respond</i>
Poor	1
Good	60
Very Good	23
Excellent	16



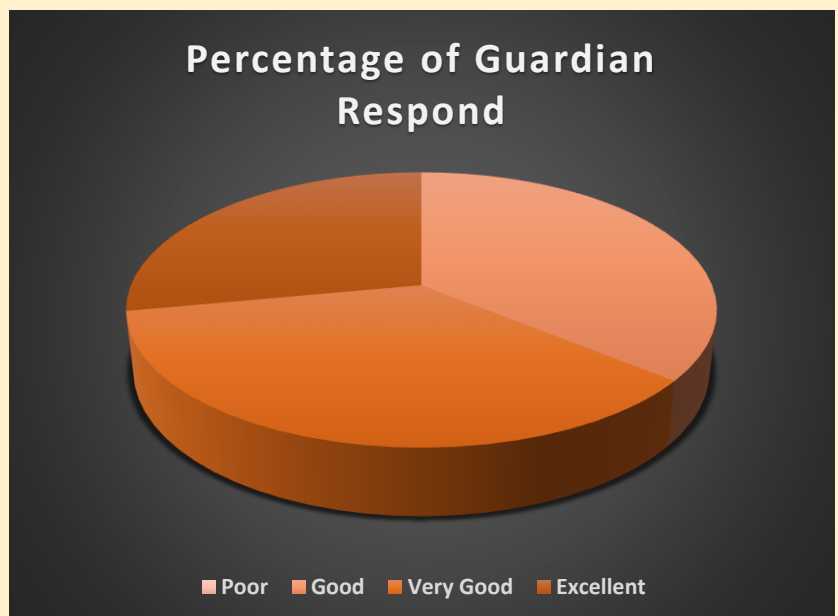
## 5. Quality of Teaching

<i>Options</i>	<i>Percentage of Guardian Respond</i>
Poor	0
Good	34
Very Good	32
Excellent	34



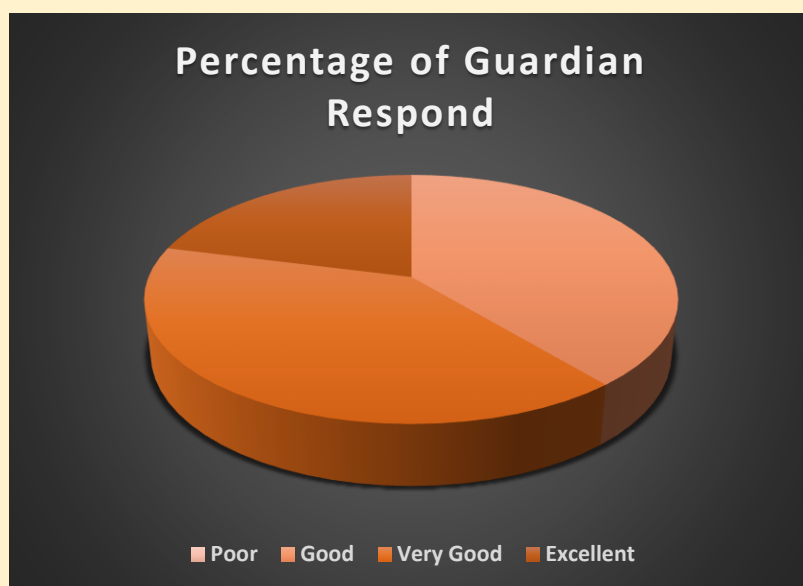
## 6. Regularity of Classes.

<i>Options</i>	<i>Percentage of Guardian Respond</i>
Poor	0
Good	36
Very Good	36
Excellent	28



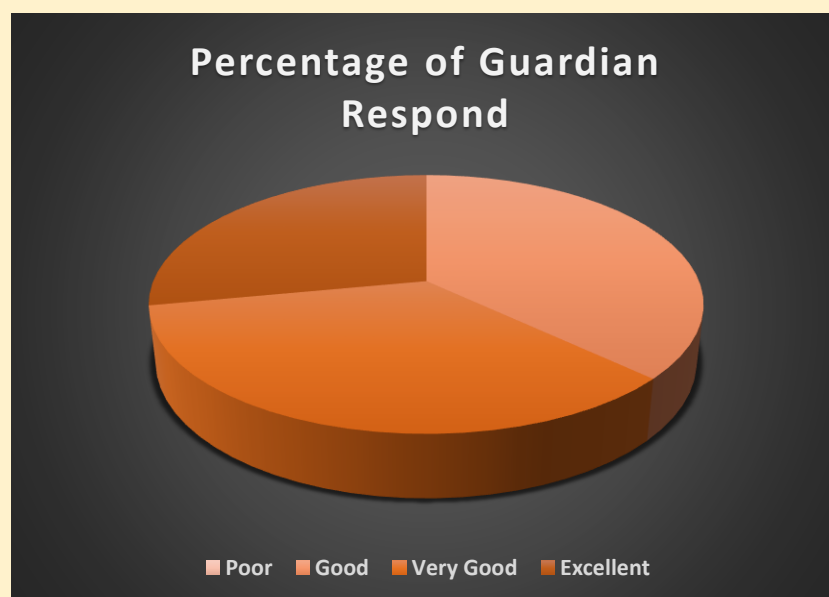
## 7. Online Library Facility

<i>Options</i>	<i>Percentage of Guardian Respond</i>
Poor	0
Good	39
Very Good	40
Excellent	21



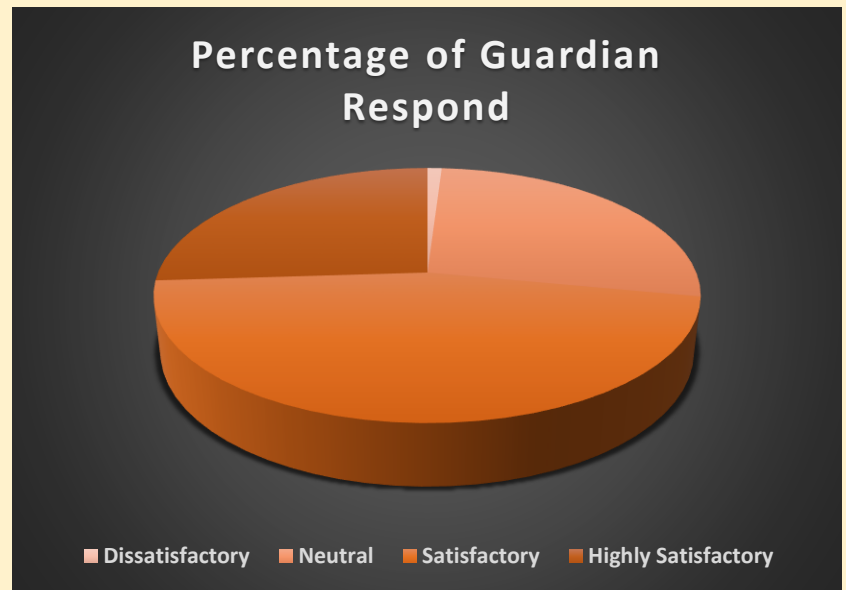
## 8. Evaluation System

<i>Options</i>	<i>Percentage of Guardian Respond</i>
Poor	0
Good	37
Very Good	35
Excellent	28



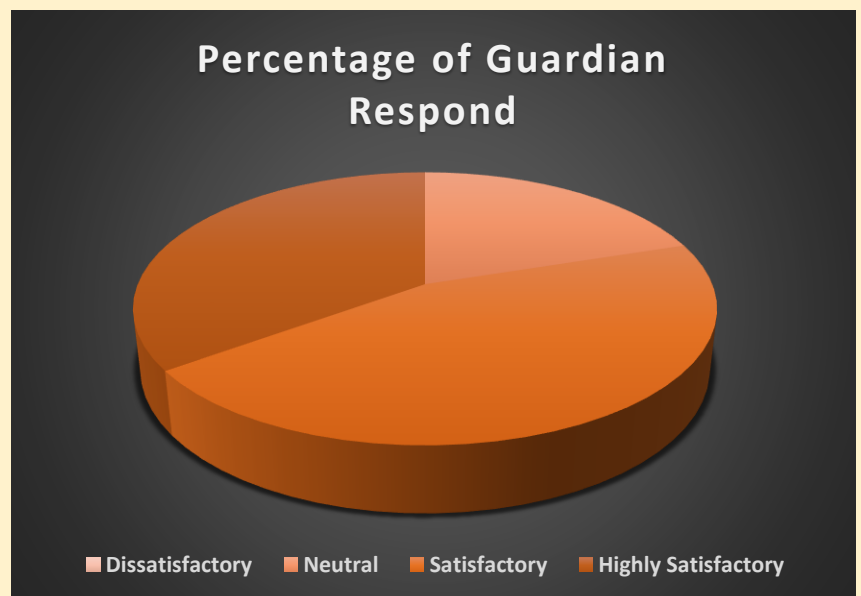
## 9. Cooperation from Office Staff.

<i>Options</i>	<i>Percentage of Guardian Respond</i>
Dissatisfactory	1
Neutral	27
Satisfactory	46
Highly Satisfactory	26



## 10. Overall Teaching-Learning and cooperation in this pandemic situation.

<i>Options</i>	<i>Percentage of Guardian Respond</i>
Dissatisfactory	0
Neutral	20
Satisfactory	45
Highly Satisfactory	35



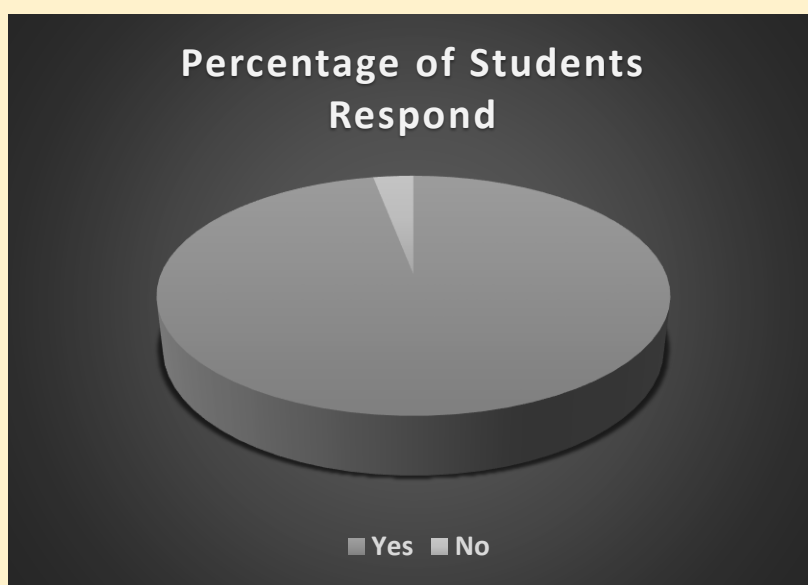
### **Analysis:**

- Guardian of our college students were allowed to state the reason for choosing Vijaygarh Jyotish Ray College. Guardian may opt multiple options. 49% of the guardian reported that they choose Vijaygarh Jyotish Ray College for the location and facility, 41% opted this college for the college reputation, 25% reported that for the recommendation by our alumni, 25% for environment and ambience of the college.
- 100% of the guardian satisfied with the college atmosphere among them 22% said that the college atmosphere is excellent.
- 99% of the guardian reported that the transparency of online admission system is good among them 31% reported excellent.
- 99% of the guardian reported that the college fees structure is good, among them 23% reported as very good and 16% reported excellent.
- 100% guardian satisfied with the good quality of the teaching faculty, among them 32% reported very good and 34% reported excellent.
- 100% guardian satisfied with the regularity of the college classes, among them 45% reported very good and 20% reported excellent.
- 40% guardian reported that online college library facility is very good, 21% guardian reported excellent, 39% guardian reported as good.
- 100% guardian was satisfied with the evaluation system, among them 28% said it has excellent, 35% said very good and 37% said good.
- 46% guardians were satisfied with the co-operation from college office staff and 26% were highly satisfactory.
- 45% guardians were satisfied and 35% guardians were highly satisfied with overall Teaching-learning and co-operation in during the pandemic situation.

## **REPORT ON FEEDBACK OF ALUMNI, VIJAYGARH JYOTISH RAY COLLEGE, KOLKATA, SESSION: 2020-21**

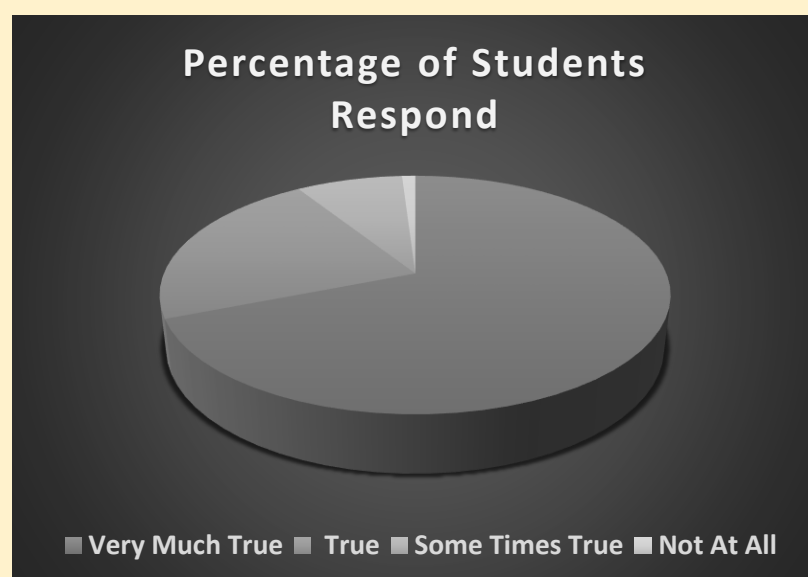
**1. The education I received has helped me a lot.**

<b>Options</b>	<b>Percentage of Students Respond</b>
Yes	97
No	3



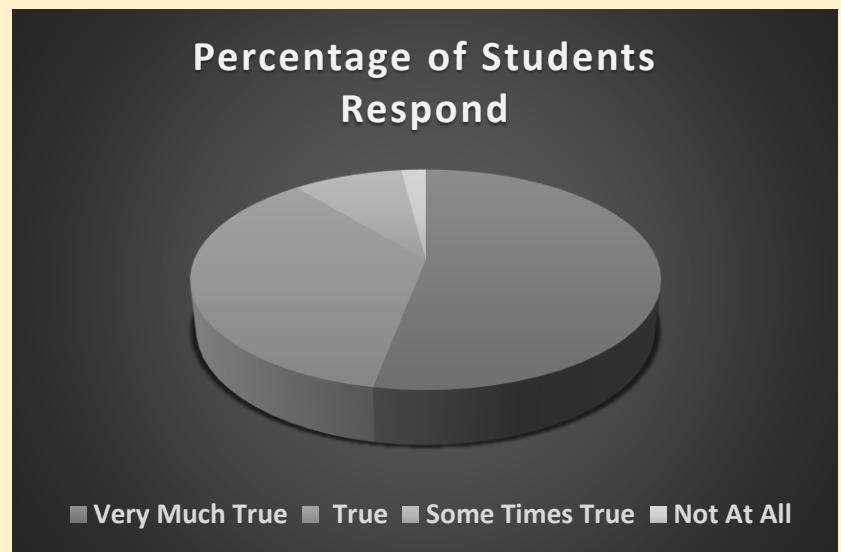
**2. The teacher-student relationship is appreciable.**

<b>Options</b>	<b>Percentage of Students Respond</b>
Very Much True	69
True	22
Some Times True	8
Not At All	1



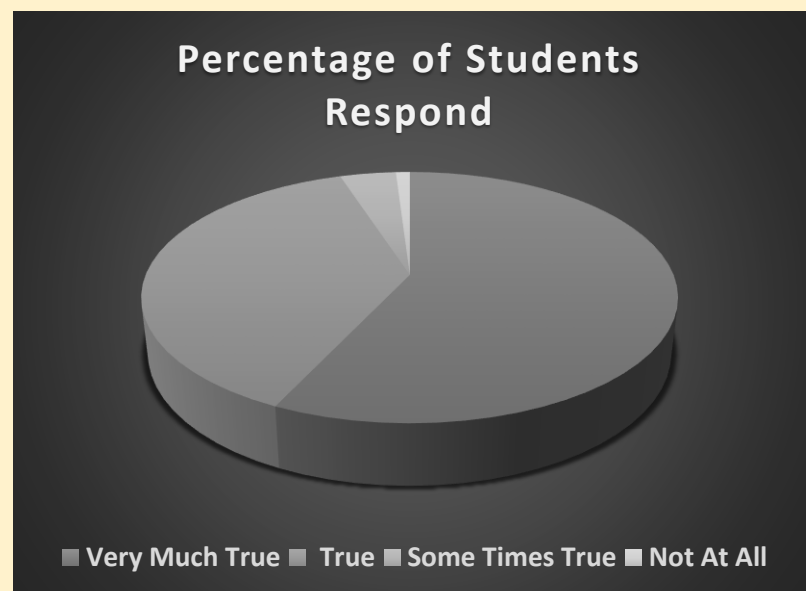
**3. The evaluation system of the college is transparent.**

<b>Options</b>	<b>Percentage of Students Respond</b>
<i>Very Much True</i>	53
<i>True</i>	36
<i>Some Times True</i>	9
<i>Not At All</i>	2



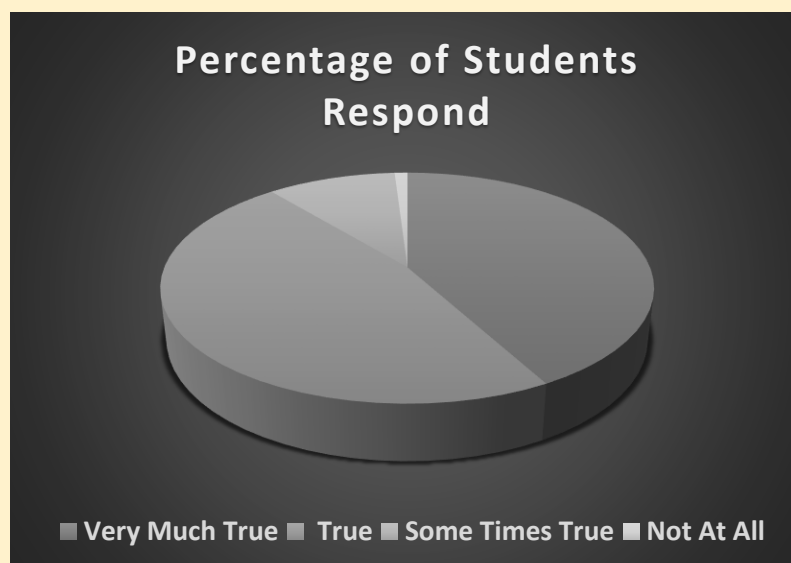
**4. I feel the admission procedure of this college is much transparent.**

<b>Options</b>	<b>Percentage of Students Respond</b>
<i>Very Much True</i>	57
<i>True</i>	38
<i>Some Times True</i>	4
<i>Not At All</i>	1



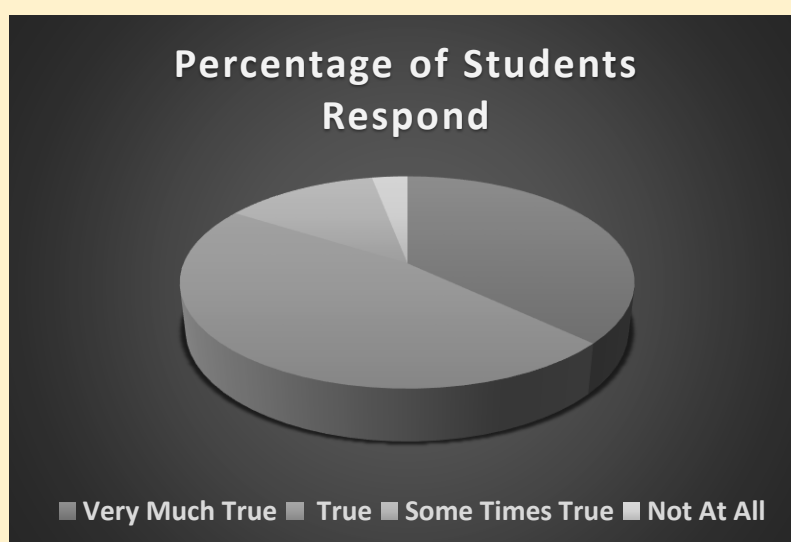
5. I feel the laboratory is well equipped.

<i>Options</i>	<i>Percentage of Students Respond</i>
<i>Very Much True</i>	42
<i>True</i>	47
<i>Some Times True</i>	10
<i>Not At All</i>	1



6. The resource of the college library of this college is up to date.

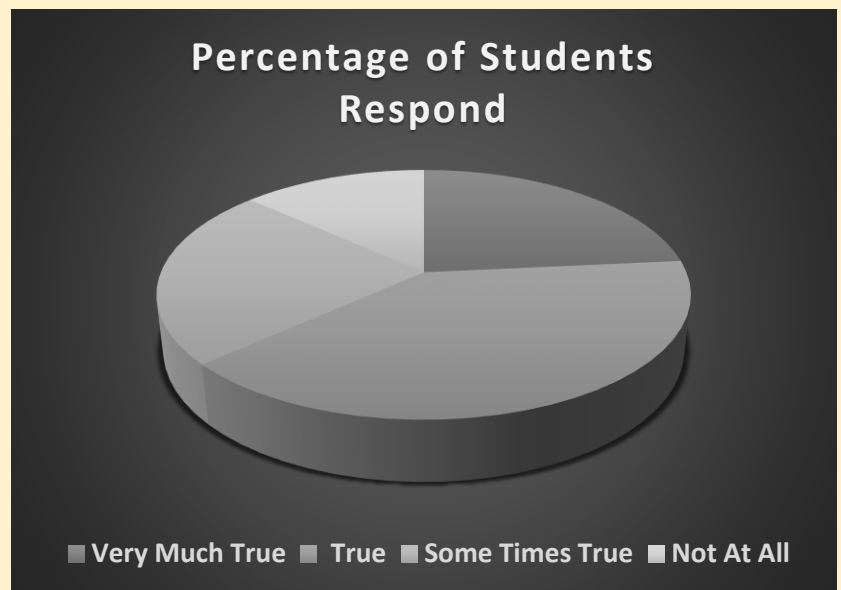
<i>Options</i>	<i>Percentage of Students Respond</i>
<i>Very Much True</i>	37
<i>True</i>	47
<i>Some Times True</i>	13
<i>Not At All</i>	3





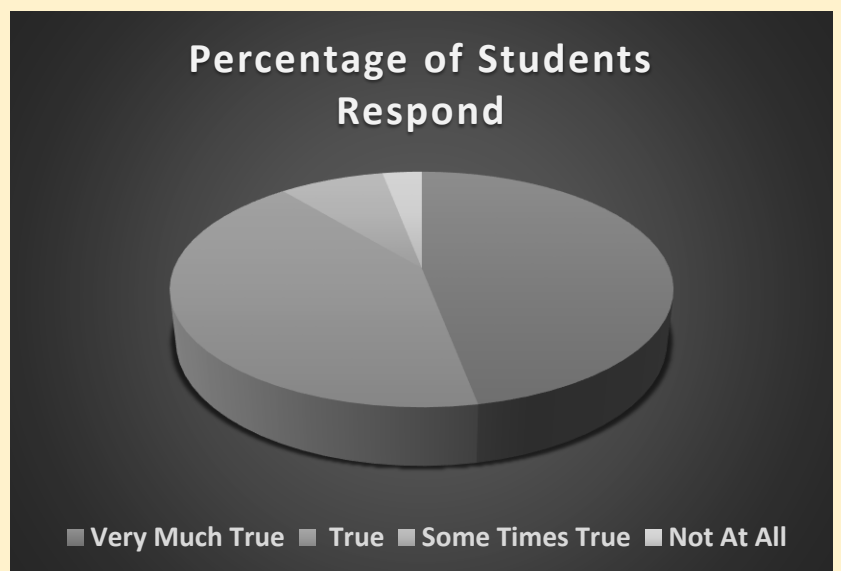
**7. I feel canteen service and drinking water facility of this college are appreciable.**

<b>Options</b>	<b>Percentage of Students Respond</b>
Very Much True	23
True	39
Some Times True	23
Not At All	13



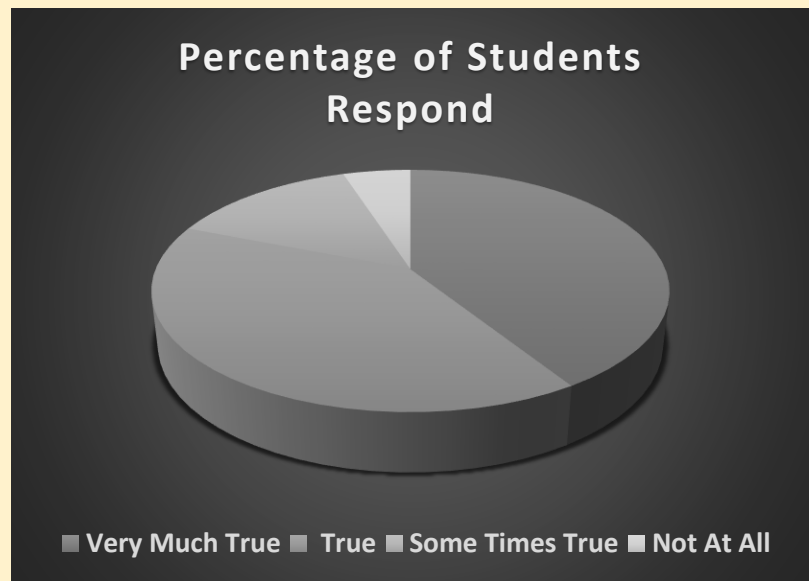
**8. The development in the college in recent years is appreciable.**

<b>Options</b>	<b>Percentage of Students Respond</b>
Very Much True	47
True	42
Some Times True	8
Not At All	3



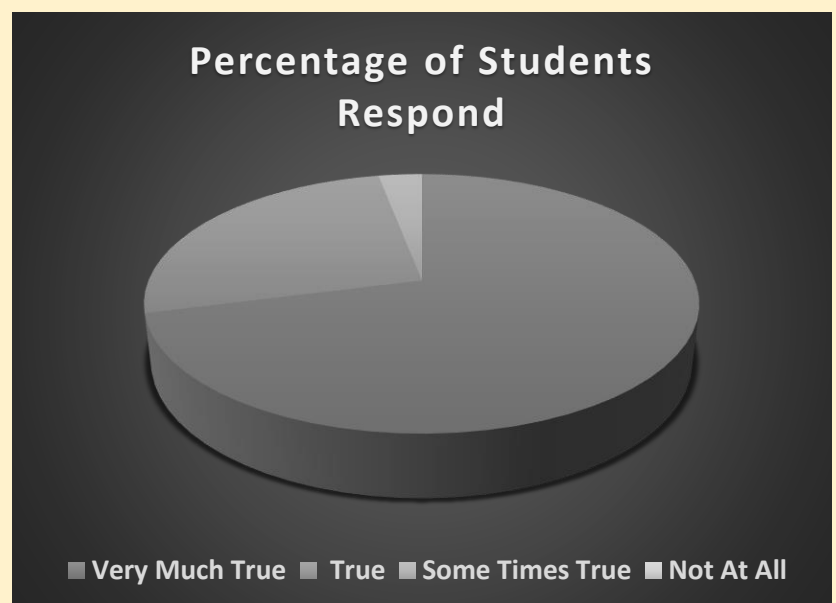
**9. The office service of this college is very appreciable.**

<i>Options</i>	<i>Percentage of Students Respond</i>
<i>Very Much True</i>	41
<i>True</i>	40
<i>Some Times True</i>	14
<i>Not At All</i>	5



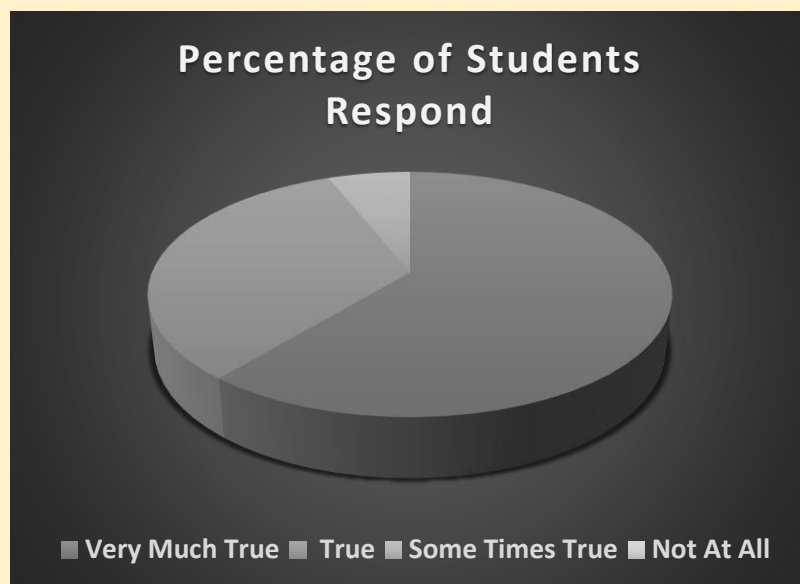
**10. The College campus is ragging free.**

<i>Options</i>	<i>Percentage of Students Respond</i>
<i>Very Much True</i>	77
<i>True</i>	21
<i>Some Times True</i>	1
<i>Not At All</i>	1



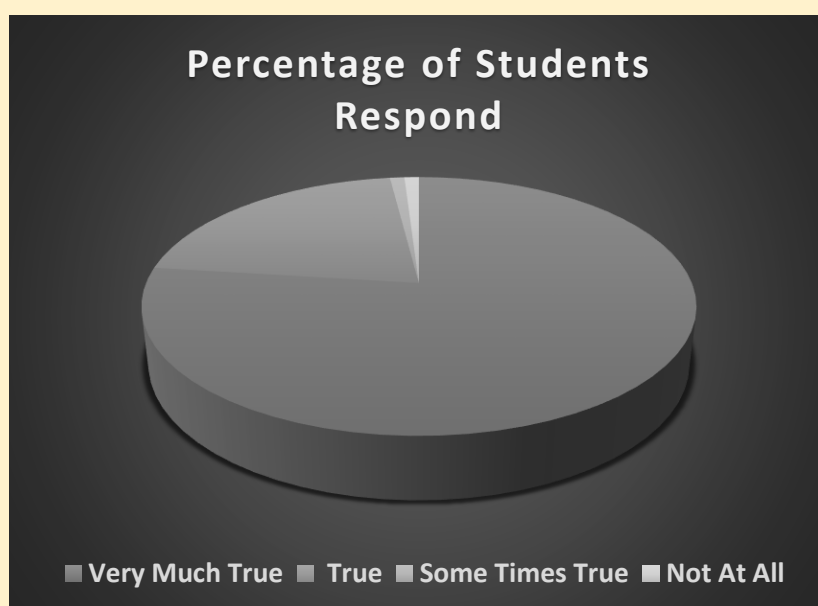
- 11.** There is no discrimination among students based on gender, caste or economic status.

<i>Options</i>	<i>Percentage of Students Respond</i>
<i>Very Much True</i>	71
<i>True</i>	26
<i>Some Times True</i>	3
<i>Not At All</i>	0



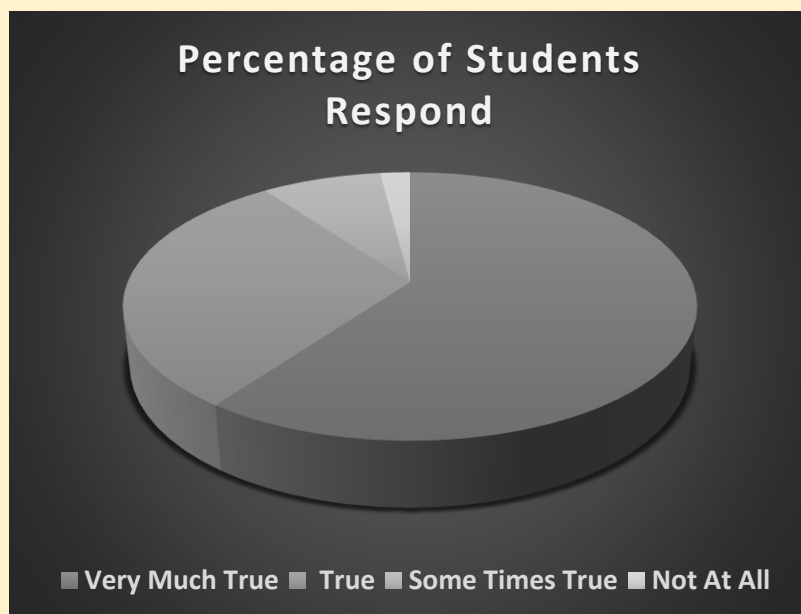
- 12.** I feel proud to be the student of this college and I will recommend other students also to study in this college.

<i>Options</i>	<i>Percentage of Students Respond</i>
<i>Very Much True</i>	60
<i>True</i>	30
<i>Some Times True</i>	8
<i>Not At All</i>	2



13. The College encourages alumni participation in different programmes.

Options	Percentage of Students Respond
Very Much True	61
True	33
Some Times True	6
Not At All	0



**Analysis:**

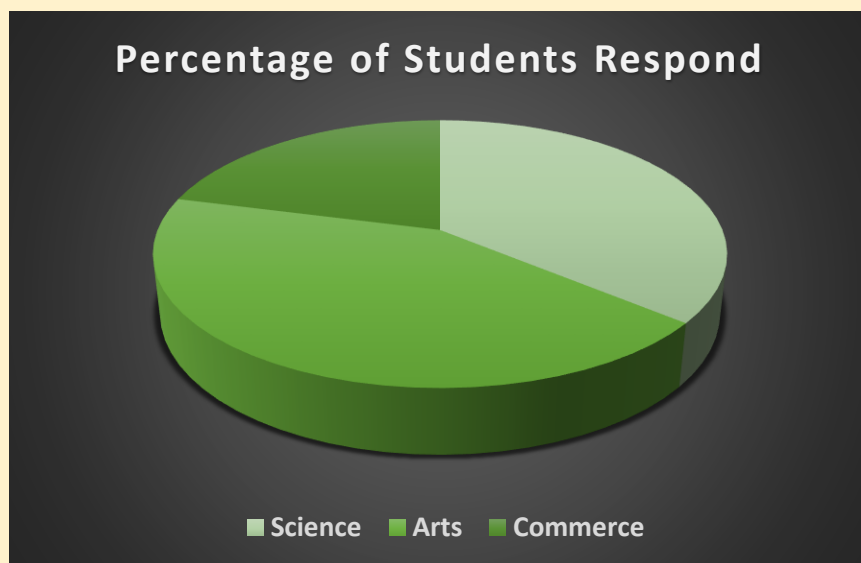
Our college student alumni are our asset. After successful completion of three years degree course, students may enter into college Students' Alumni. Their feedback is precious because it helps us for our betterment. We asked several questions considering different aspects of our college. Following the important feedback from our college alumni.

- a) 97% students agreed that the education they received helped them a lot.
- b) 91% students appreciate the teacher-student relationship.
- c) 89% students agreed the transparency of the evolution system of the college.
- d) 95% students that the admission procedure of our college is much transparent.
- e) 84% students reported that the resource of the college library is up to date.
- f) 62% students that canteen service and drinking water facility of this college are appreciated.
- g) 89% reported that the development in the college in recent years is appreciable.

## **REPORT ON FEEDBACK OF EMPLOYERS, VIJAYGARH JYOTISH RAY COLLEGE, KOLKATA, SESSION: 2020-21**

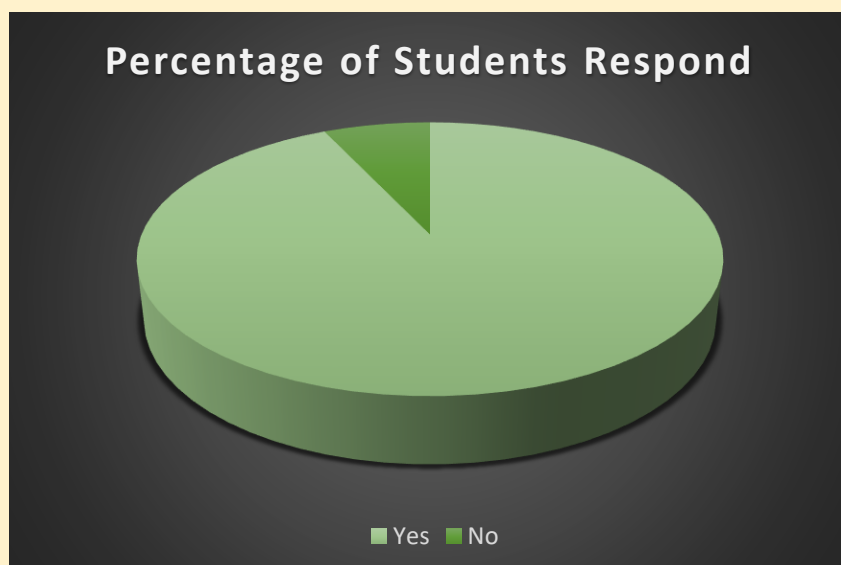
1. According to your need which stream is preferable to you?

<i>Options</i>	<i>Percentage of Employers Respond</i>
Science	36
Arts	43
Commerce	21



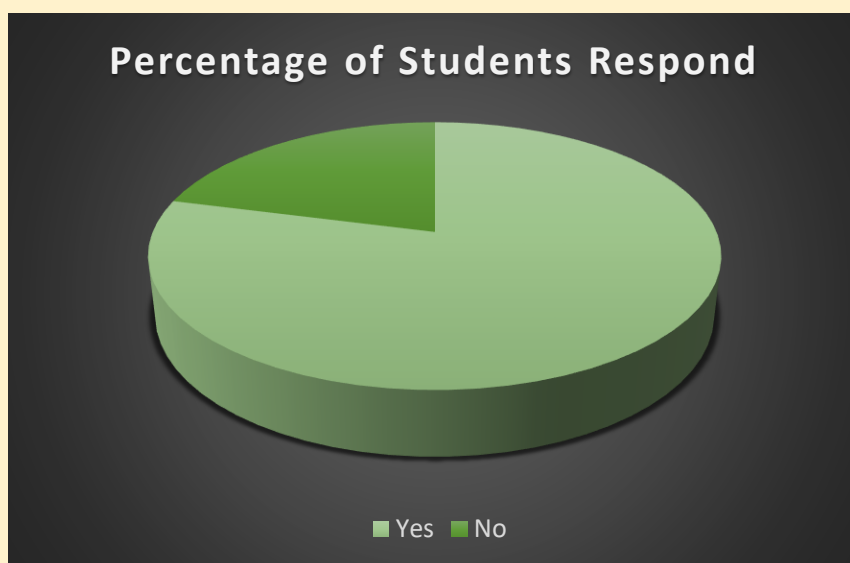
2. Do you think that curriculum of your desired stream is sufficient?

<i>Options</i>	<i>Percentage of Employers Respond</i>
Yes	93
No	7



**3. Do you think that students of Vijaygarh Jyotish Ray College are able to satisfy your need?**

Options	Percentage of Employers Respond
Yes	79
No	21



**Analysis:**

1) Striking feature is that most of the employers prefer students of Arts stream for the employability. Survey report reveals that it is 43% of the employers who prefer students from arts background, 36% of the employers prefer students from science background and 21% of the employers prefer students from the commerce background accordingly to their need.

2) Most of the employers (93%) think that the knowledge base is not up to the mark and is infact insufficient. They suggest to put more emphasis on communication and grooming.

3) 79% of the employers reported that the students of Vijaygarh Jyotish Ray College (Kolkata) they employed are able to satisfy their needs. But 21% of the employers reported that students they employ from Vijaygarh Jyotish Ray College (Kolkata) are not capable to satisfy their needs.

In this regard employers put some suggestions as follows:

a) *Based on the current trend, what they suggest is that the students of this college need to be more tech savvy, focused in their career path and need to improve communication and writing skills in English. They should also try to learn how to present themselves professionally while giving interviews for internships and job.*

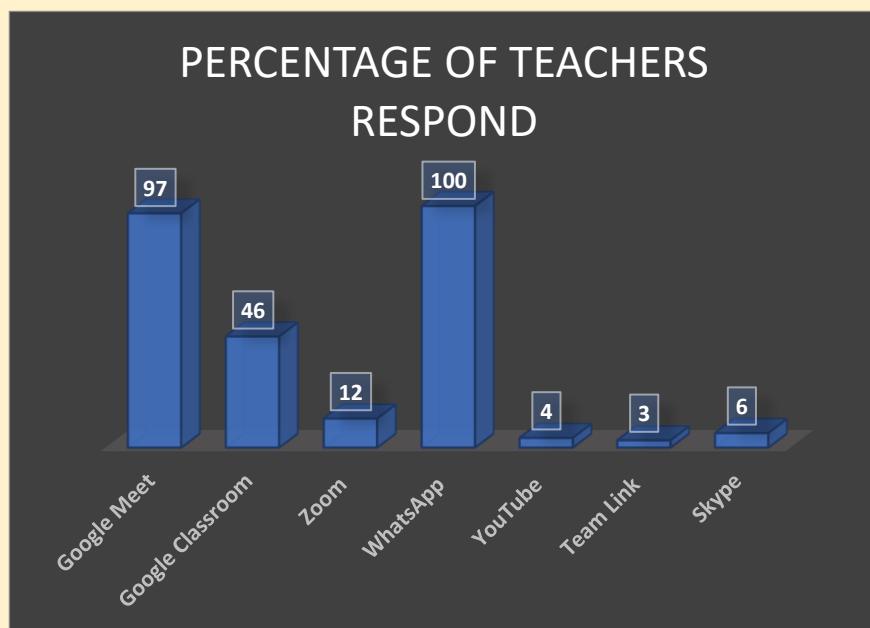
b) *Take sessions on overall development of students not only academics.*

c) *Students are not serious about their professional growth neither do they want to move ahead even while we provide free sessions and classes to them. Screening of candidates must be well maintained and done so that average students are at least given admission.*

## REPORT ON SELF-APPRAISAL OF TEACHERS, VIJAYGARH JYOTISH RAY COLLEGE, SESSION: 2020-21

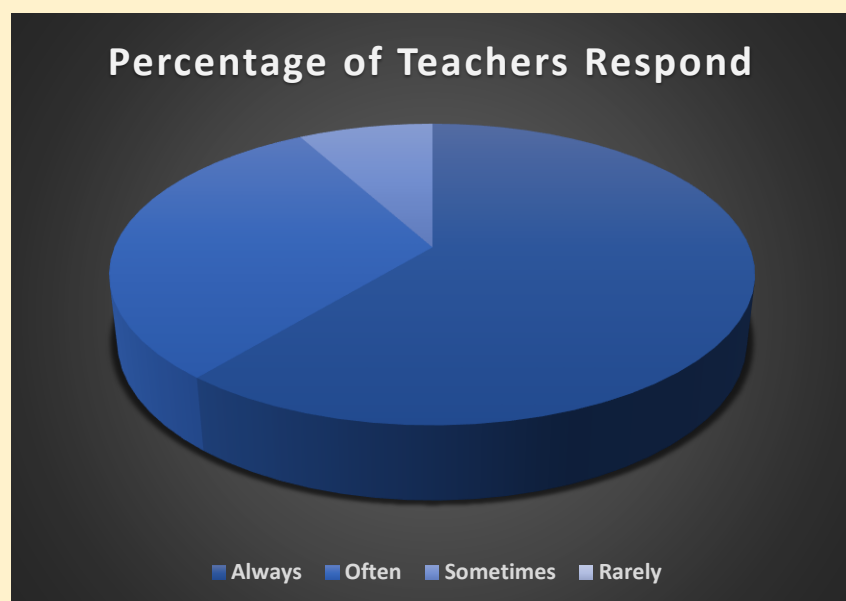
### 1. Online Platforms used in Online Teaching (Teachers should be able to choose multiple options here)

Options	Percentage of Teachers Respond
Google Meet	97
Google Classroom	46
Zoom	12
WhatsApp	100
YouTube	4
Team Link	3
Skype	6



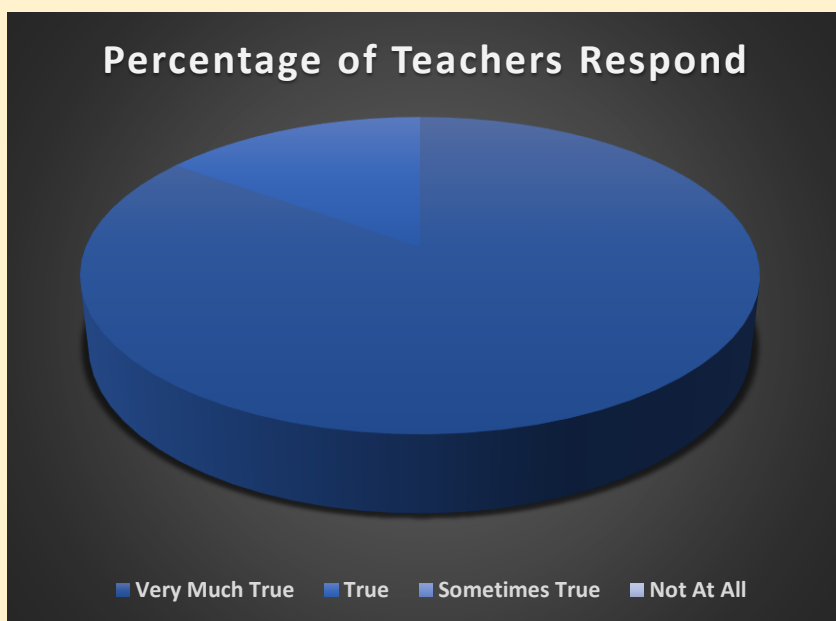
### 2. Do you provide E-Learning material?

Options	Percentage of Teachers Respond
Always	61
Often	31
Sometimes	8
Rarely	0



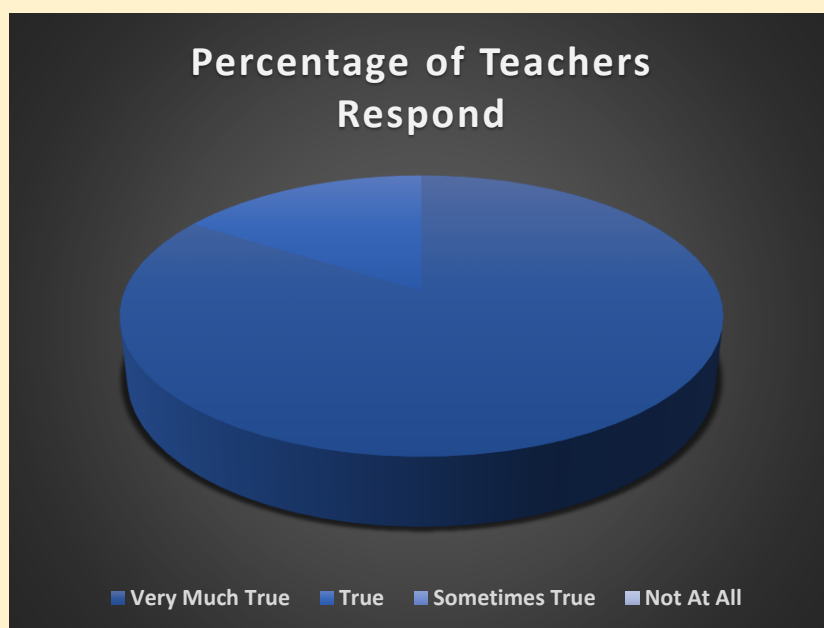
**3. Do you welcome questions from students during your online classes?**

<b>Options</b>	<b>Percentage of Teachers Respond</b>
Very Much True	85
True	15
Sometimes True	0
Not at All	0



**4. Do you explain the topic?**

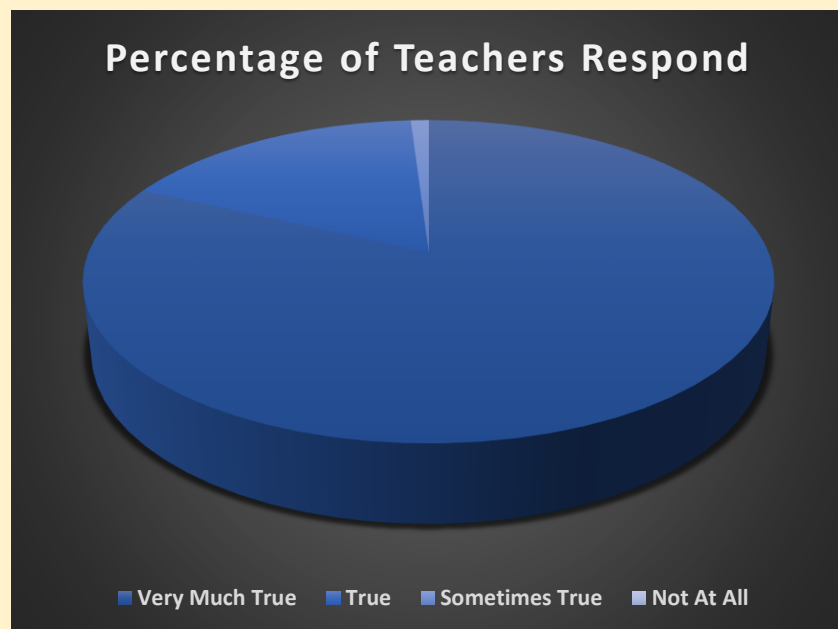
<b>Options</b>	<b>Percentage of Teachers Respond</b>
Always	97
Often	0
Sometimes	3
Rarely	0





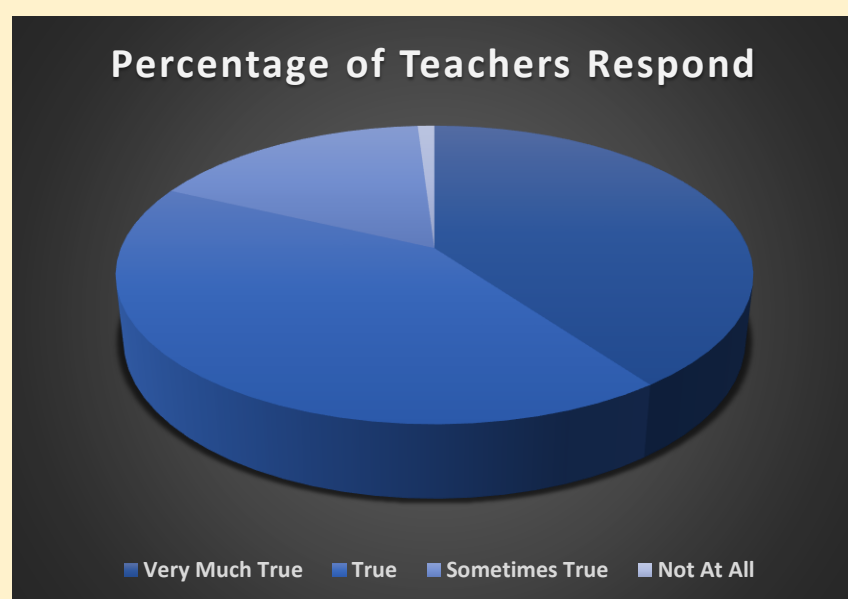
5. Do you thoroughly prepare before you take your classes?

<i>Options</i>	<i>Percentage of Teachers Respond</i>
Very Much True	82
True	17
Sometimes True	1
Not at All	0



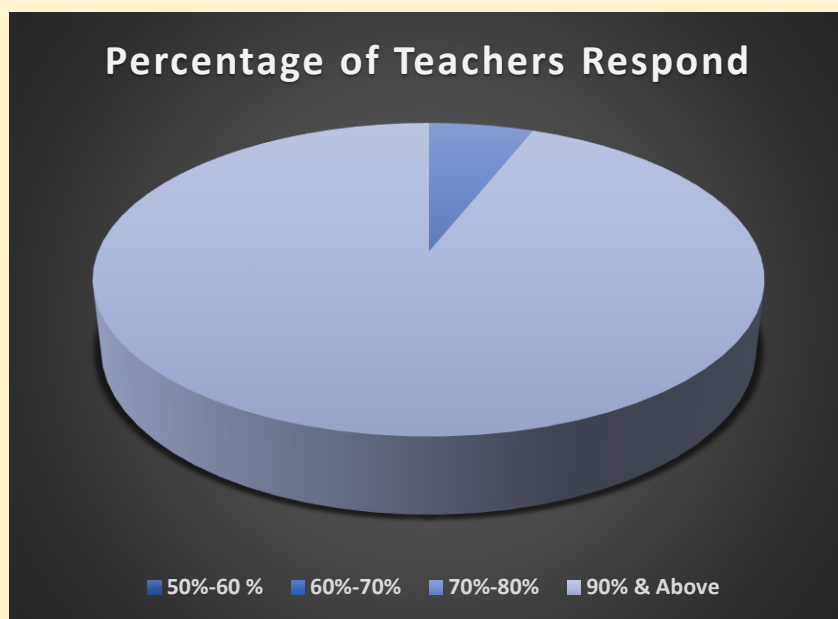
6. Do you prepare quiz/questionnaire/debate etc. in your class to evaluate the students' progress in a topic?

<i>Options</i>	<i>Percentage of Teachers Respond</i>
Very Much True	40
True	42
Sometimes True	17
Not At All	1



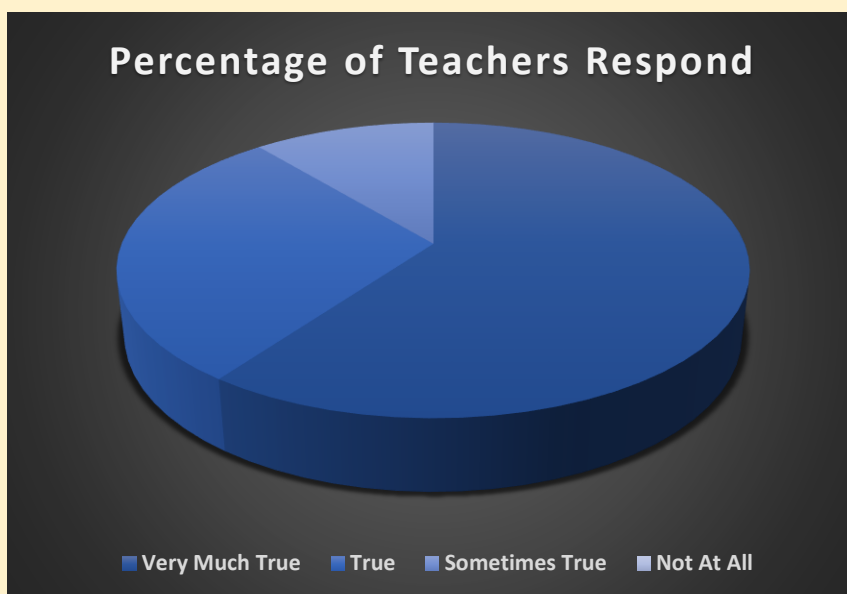
**7. How much syllabus did you cover before exams?**

<b>Options</b>	<b>Percentage of Teachers Respond</b>
50%-60 %	0
60%-70%	0
70%-80%	6
90% & Above	94



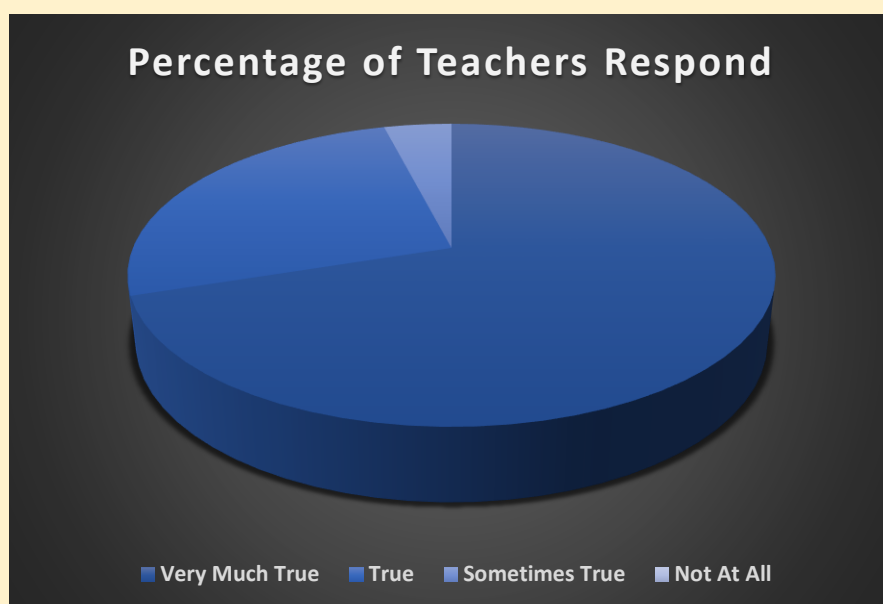
**8. Do you identify and discuss with your students their strength and weakness?**

<b>Options</b>	<b>Percentage of Teachers Respond</b>
Very Much True	60
True	29
Sometimes True	11
Not At All	0



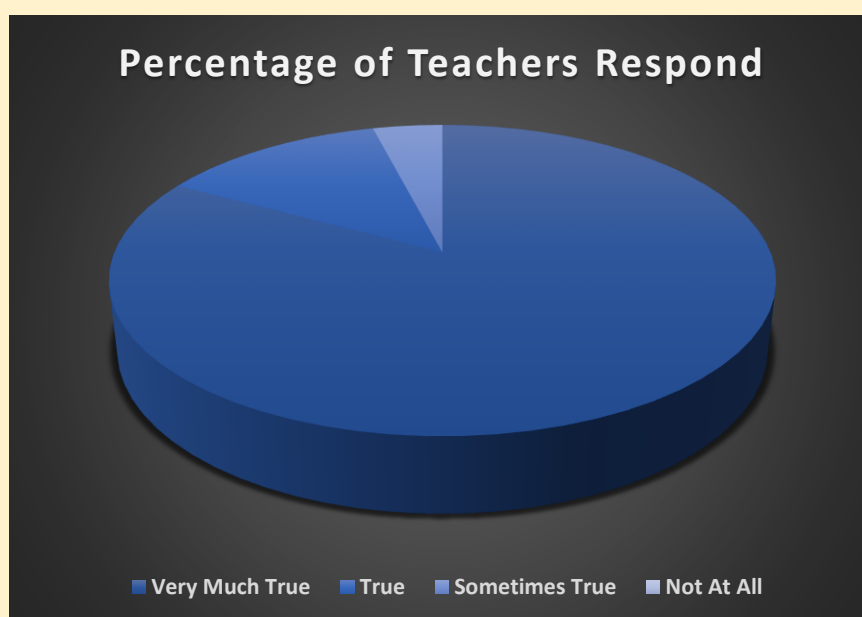
9. Are you able to generate interest among the students about the subject?

<i>Options</i>	<i>Percentage of Teachers Respond</i>
Very Much True	70
True	26
Sometimes True	4
Not At All	0



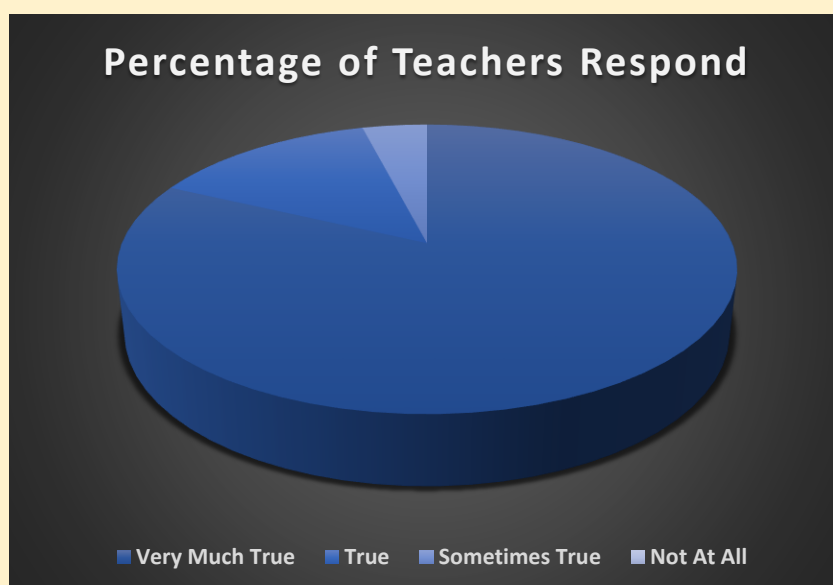
10. Do you encourage your students to take part in other creativities like webinars /workshops /projects /competitions?

<i>Options</i>	<i>Percentage of Teachers Respond</i>
Very Much True	83
True	13
Sometimes True	4
Not At All	0



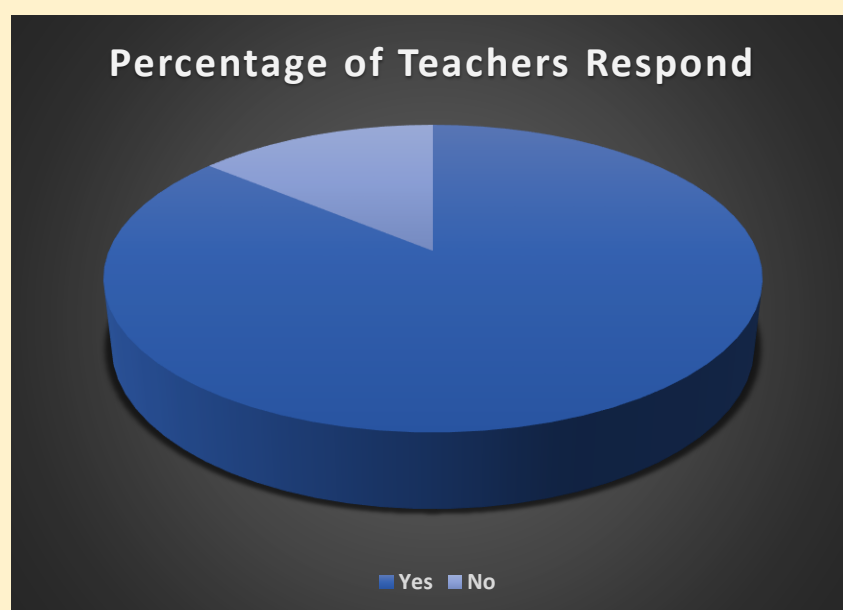
**11. Do you allow students to ask/discuss about their learning outside of class hours?**

<b>Options</b>	<b>Percentage of Teachers Respond</b>
Very Much True	82
True	14
Sometimes True	4
Not At All	0



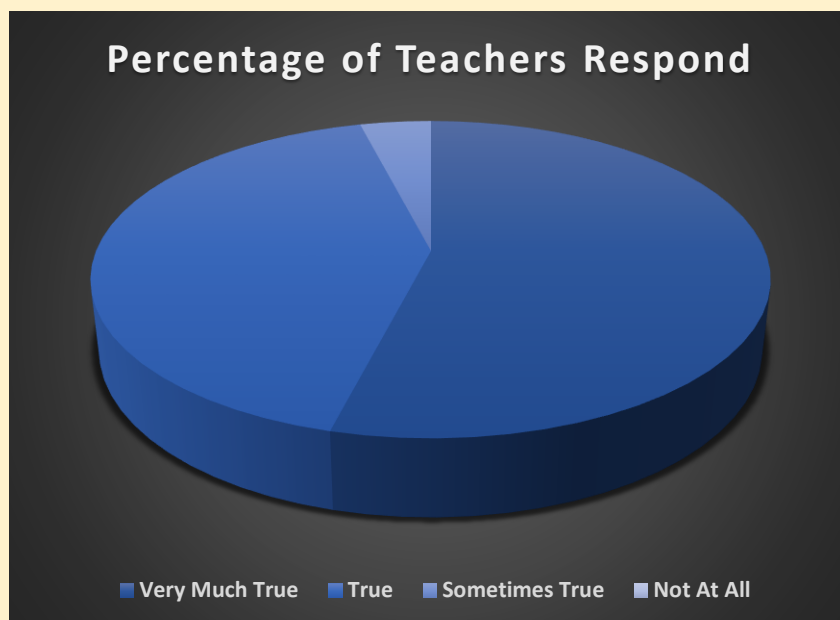
**12. Did you organize webinars/ workshops for the students?**

<b>Options</b>	<b>Percentage of Teachers Respond</b>
Yes	86
No	14



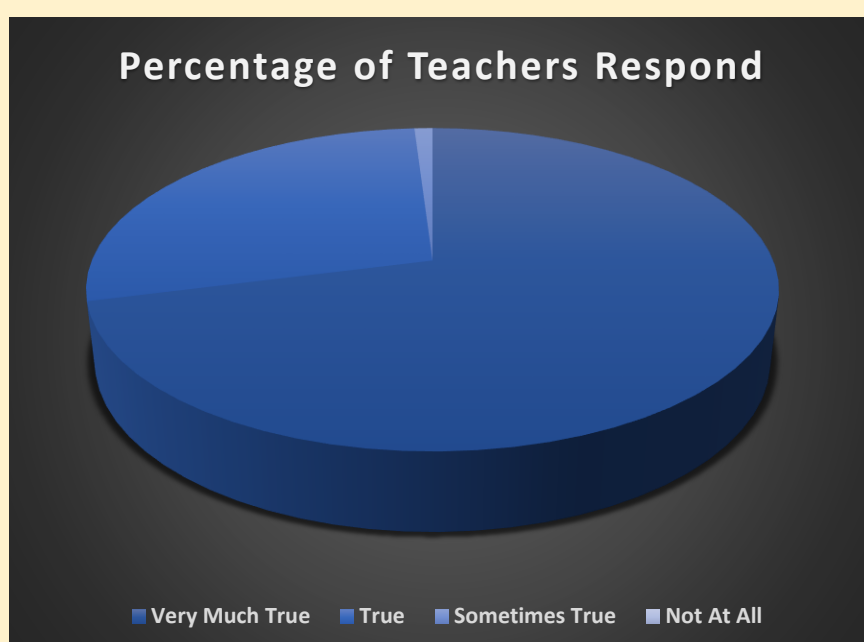
**13. Do you discuss about programme and course outcomes with the students?**

<b>Options</b>	<b>Percentage of Teachers Respond</b>
Very Much True	54
True	42
Sometimes True	4
Not at All	0



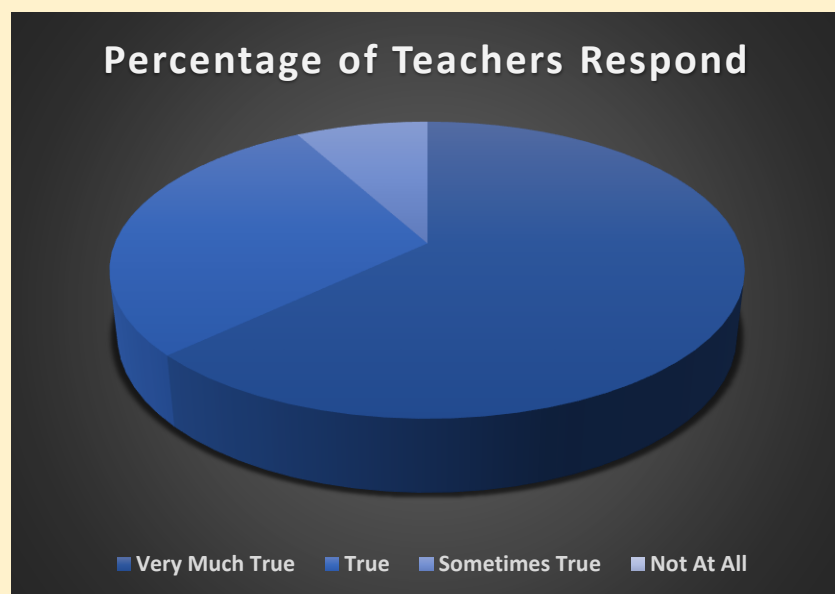
**14. Do you inform and guide students about career opportunities?**

<b>Options</b>	<b>Percentage of Teachers Respond</b>
Very Much True	71
True	28
Sometimes True	1
Not at All	0



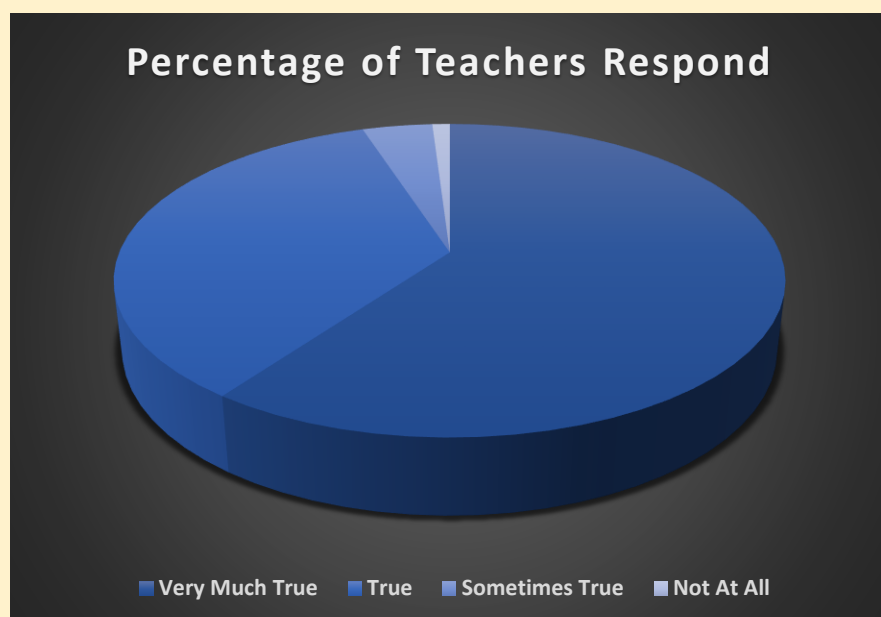
15. Did you participate in counselling /mentoring programme for your students?

<b>Options</b>	<b>Percentage of Teachers Respond</b>
Very Much True	60
True	35
Sometimes True	4
Not at All	1



16. Did you take initiative to motive your students to relief from the stress of this pandemic situation?

<b>Options</b>	<b>Percentage of Teachers Respond</b>
Very Much True	63
True	29
Sometimes True	8
Not at All	0



### **Analysis:**

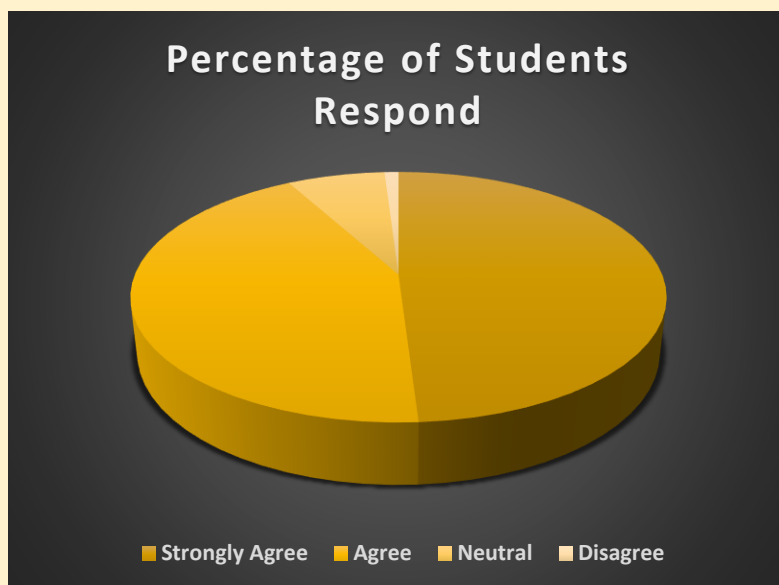
Teachers of the college were asked few questions to access the online teaching procedure adopted by them. The following are the highlights of the procedure:

- All the teachers use WhatsApp as their online platform for online teaching and most of them (97%) also use Google meet as their medium of teaching.
- About 61% of teachers provide E-learning material.
- All the teachers welcome questions from students during your online classes.
- They also discuss the topic of teaching to their students.
- Most of the teachers agreed that they prepare themselves before they take the classes.
- Almost all teachers (99%) prepare questionnaire / quiz/ debate etc to evaluate their students.
- About 94% of the teachers responded that they cover 90% and above of the syllabus before exam.
- All the teachers responded that they discuss the strength and weakness of their students.
- All teachers responded that they generate interest among the students about the subjects and also encourage them to take part in other creativities like webinars/workshops/projects/competitions.
- Teachers also allow their students to discuss about their learning outside of class hours.
- About 86% of teachers organise webinars/workshops for the students.
- Teachers discuss about programme and course outcomes with the students and also guide students about career opportunities.
- About (99%) of the teachers participate in counselling/ mentoring programme for the students.
- Teachers also took initiative to motivate their students to recover from stress during the pandemic situation.

## REPORT OF TEACHERS' FEEDBACK ON INSTITUTION, VIJAYGARH JYOTISH RAY COLLEGE, SESSION: 2020-21

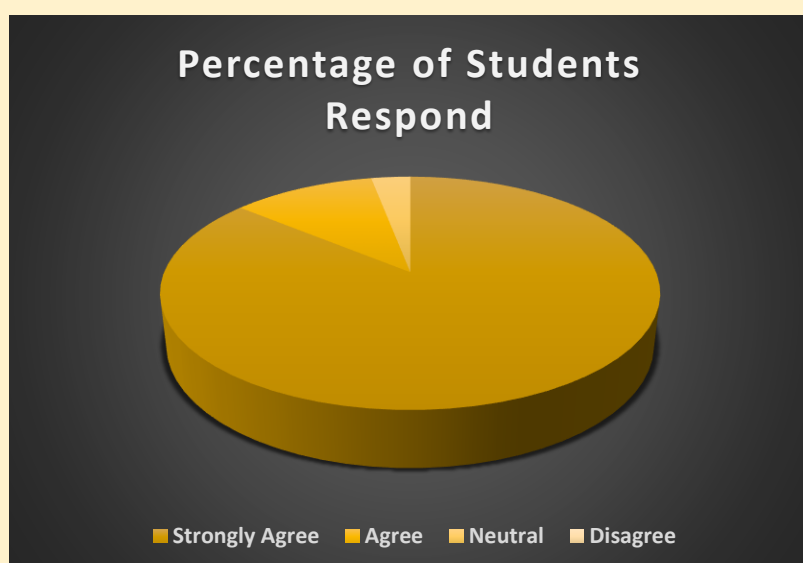
1. The college has given me full freedom to adopt new techniques/strategies of teaching such as group discussion/seminar/learner participation etc.

<i>Options</i>	<i>Percentage of Teachers Respond</i>
<i>Strongly Agree</i>	49
<i>Agree</i>	43
<i>Neutral</i>	7
<i>Disagree</i>	1



2. The prescribed books or journals are available in sufficient numbers in the library.

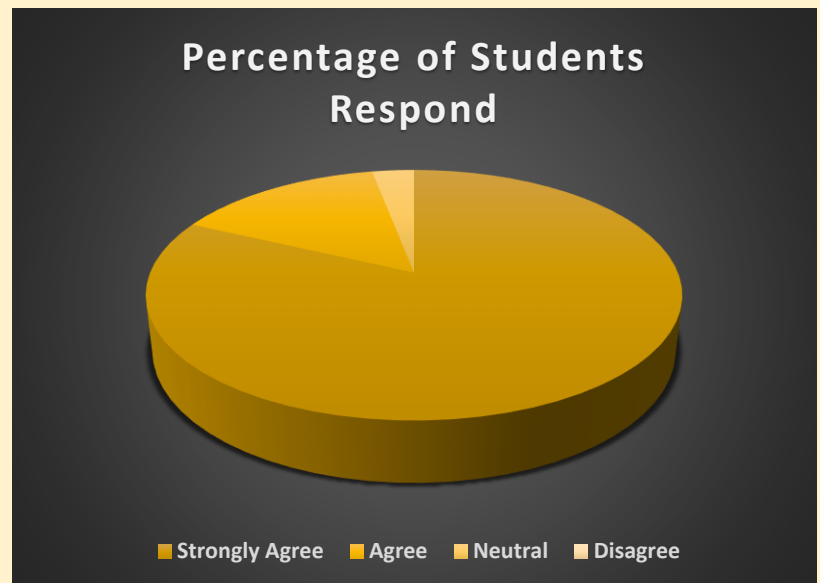
<i>Options</i>	<i>Percentage of Teachers Respond</i>
<i>Strongly Agree</i>	86
<i>Agree</i>	11
<i>Neutral</i>	3
<i>Disagree</i>	0





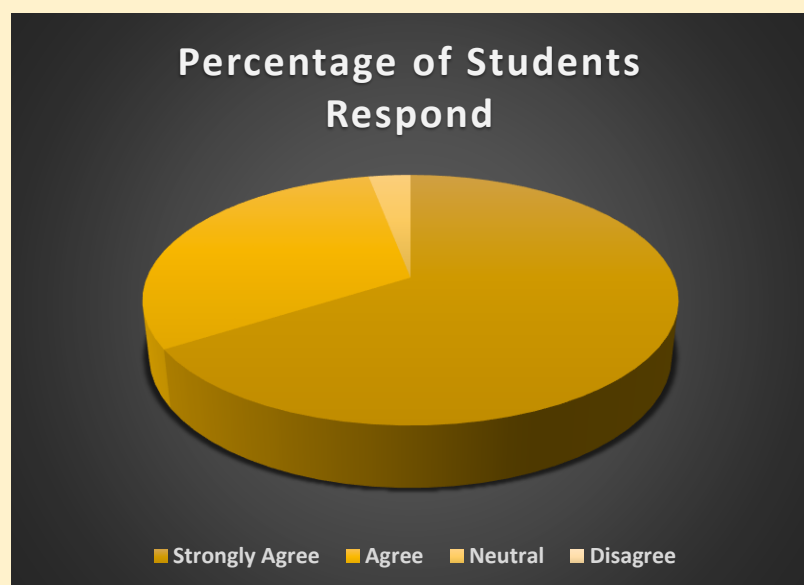
3. The administration is Teachers' friendly.

<i>Options</i>	<i>Percentage of Teachers Respond</i>
<i>Strongly Agree</i>	82
<i>Agree</i>	15
<i>Neutral</i>	3
<i>Disagree</i>	0



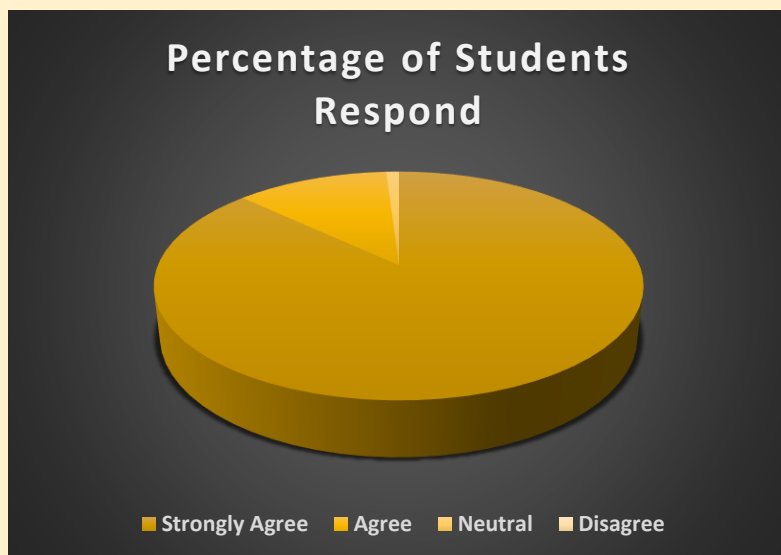
4. The environment in the college is conducive to Teaching and Research.

<i>Options</i>	<i>Percentage of Teachers Respond</i>
<i>Strongly Agree</i>	66
<i>Agree</i>	31
<i>Neutral</i>	3
<i>Disagree</i>	0



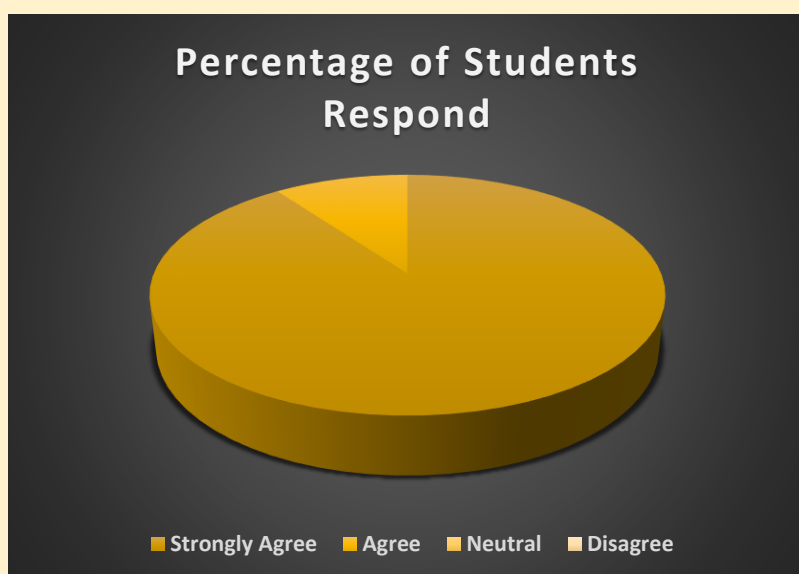
5. I have freedom to adopt new techniques of testing / assessment of students.

<i>Options</i>	<i>Percentage of Teachers Respond</i>
<i>Strongly Agree</i>	87
<i>Agree</i>	12
<i>Neutral</i>	1
<i>Disagree</i>	0



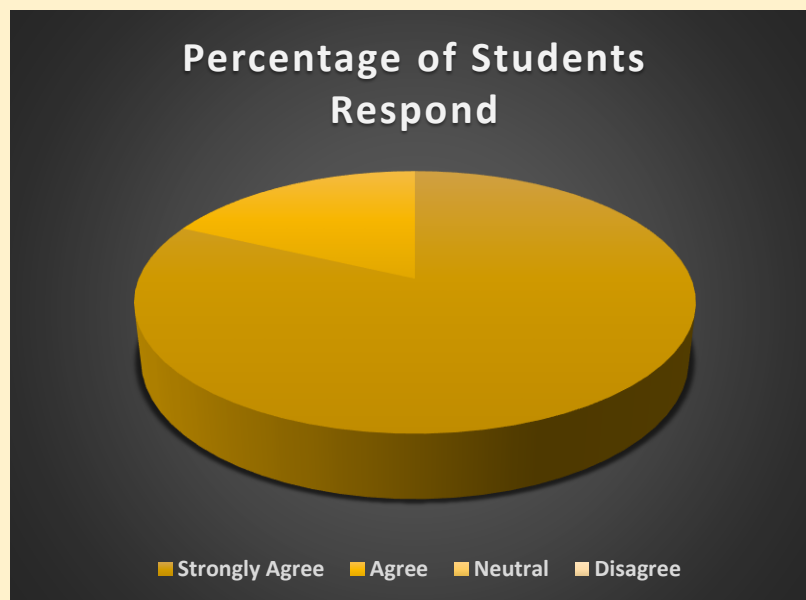
6. Tests and examinations are conducted well in time.

<i>Options</i>	<i>Percentage of Teachers Respond</i>
<i>Strongly Agree</i>	90
<i>Agree</i>	10
<i>Neutral</i>	0
<i>Disagree</i>	0



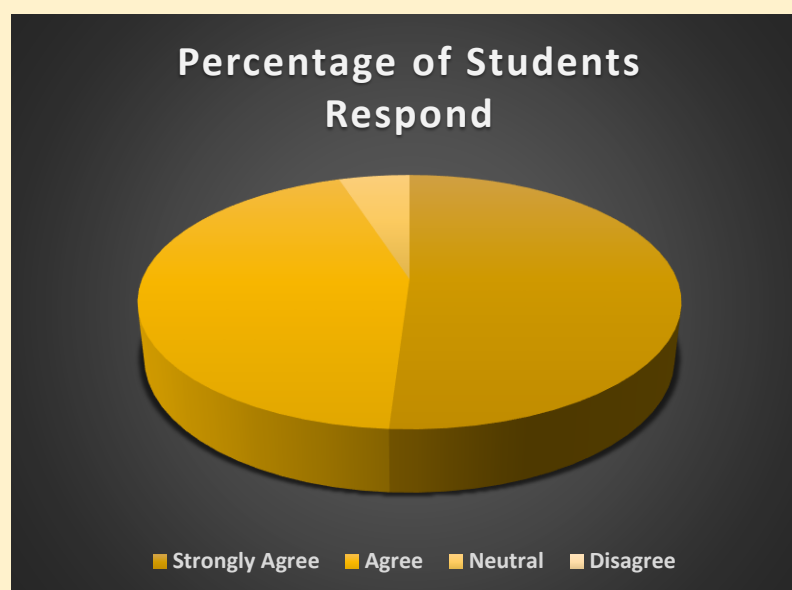
7. The college provides adequate opportunities & support to faculties for upgrading their skills & qualification.

<i>Options</i>	<i>Percentage of Teachers Respond</i>
<i>Strongly Agree</i>	82
<i>Agree</i>	18
<i>Neutral</i>	0
<i>Disagree</i>	0



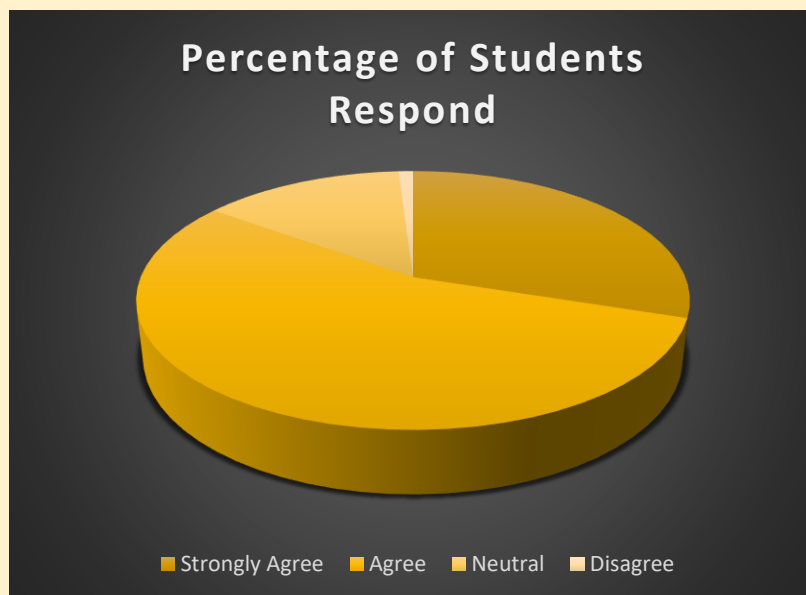
8. ICT facilities in the college are adequate & satisfactory.

<i>Options</i>	<i>Percentage of Teachers Respond</i>
<i>Strongly Agree</i>	51
<i>Agree</i>	44
<i>Neutral</i>	5
<i>Disagree</i>	0



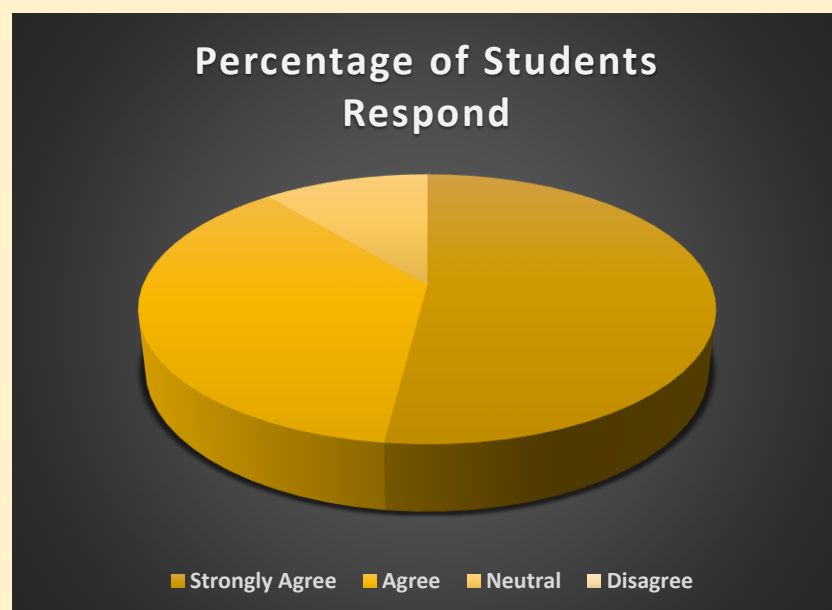
**9. Toilets & washrooms are clean & properly maintained.**

<b>Options</b>	<b>Percentage of Teachers Respond</b>
<i>Strongly Agree</i>	30
<i>Agree</i>	55
<i>Neutral</i>	14
<i>Disagree</i>	1



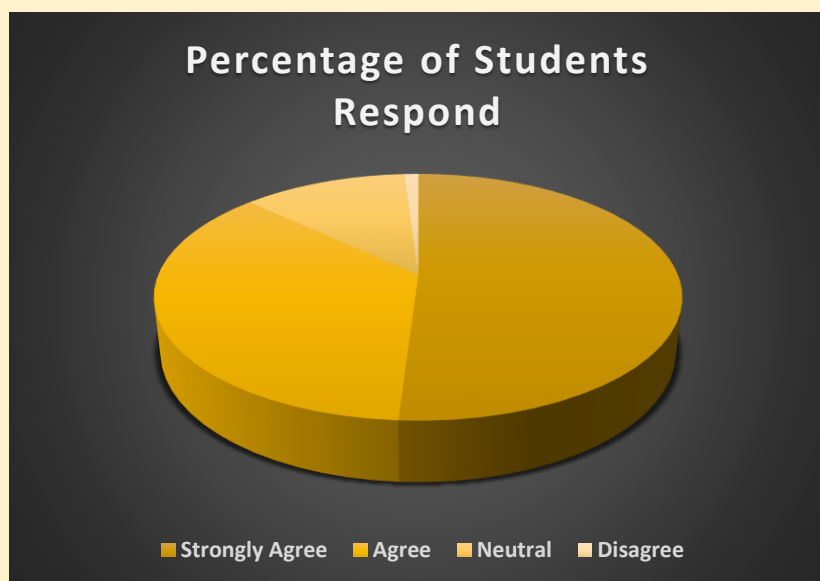
**10. Classrooms are clean & properly maintained.**

<b>Options</b>	<b>Percentage of Teachers Respond</b>
<i>Strongly Agree</i>	52
<i>Agree</i>	37
<i>Neutral</i>	11
<i>Disagree</i>	0



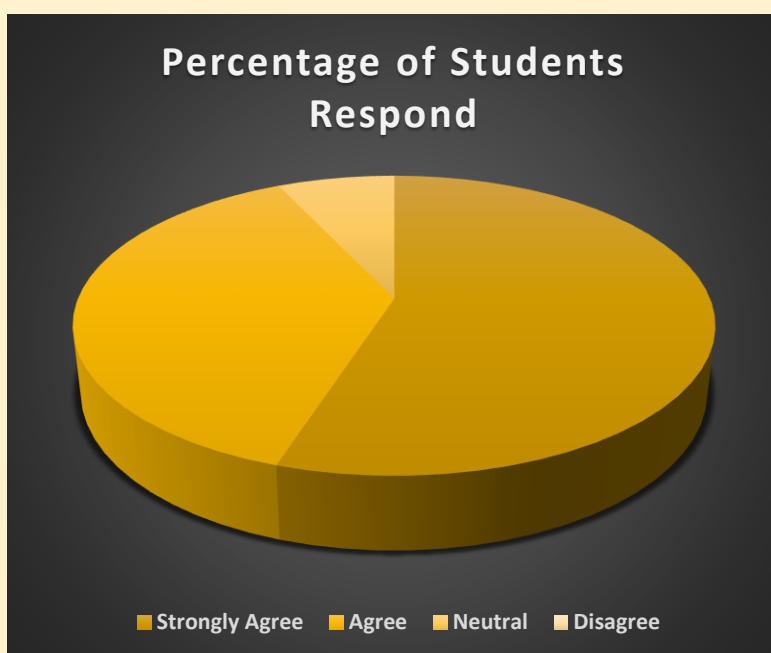
11. Separate space in college canteen is available for teachers.

<i>Options</i>	<i>Percentage of Teachers Respond</i>
<i>Strongly Agree</i>	51
<i>Agree</i>	36
<i>Neutral</i>	12
<i>Disagree</i>	1



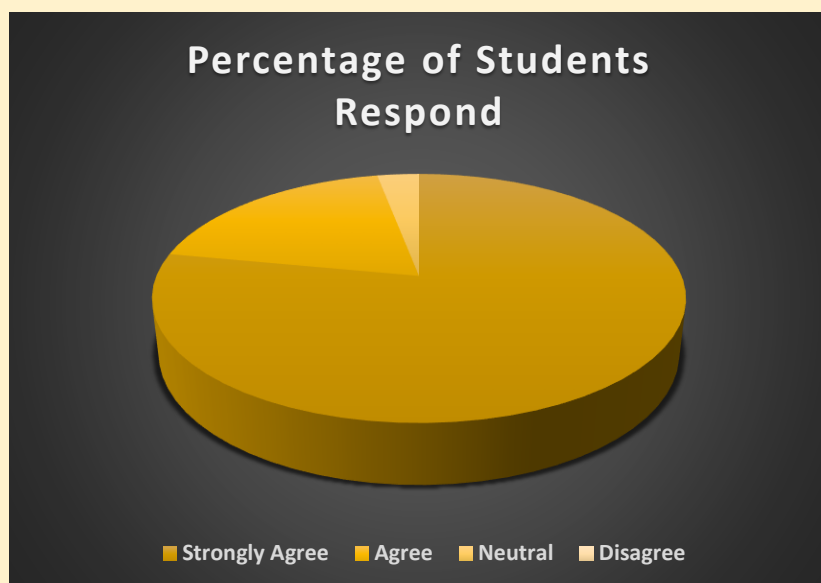
12. Internet facilities are available.

<i>Options</i>	<i>Percentage of Teachers Respond</i>
<i>Strongly Agree</i>	55
<i>Agree</i>	38
<i>Neutral</i>	7
<i>Disagree</i>	0



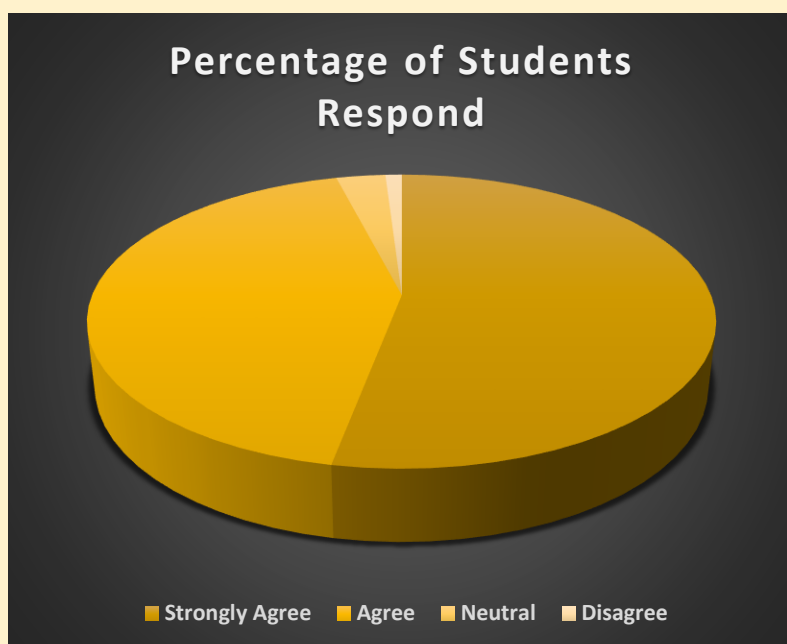
**13. Administrative & Office staff are accessible & supportive.**

<i>Options</i>	<i>Percentage of Teachers Respond</i>
<i>Strongly Agree</i>	78
<i>Agree</i>	19
<i>Neutral</i>	3
<i>Disagree</i>	0



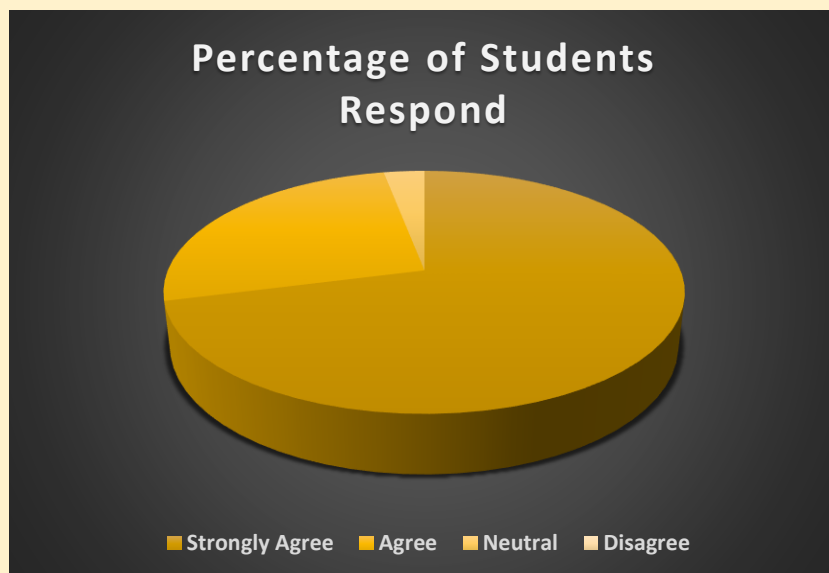
**14. The college provides adequate computer/specimen/equipment/chemicals to meet the requirements**

<i>Options</i>	<i>Percentage of Teachers Respond</i>
<i>Strongly Agree</i>	53
<i>Agree</i>	43
<i>Neutral</i>	3
<i>Disagree</i>	1



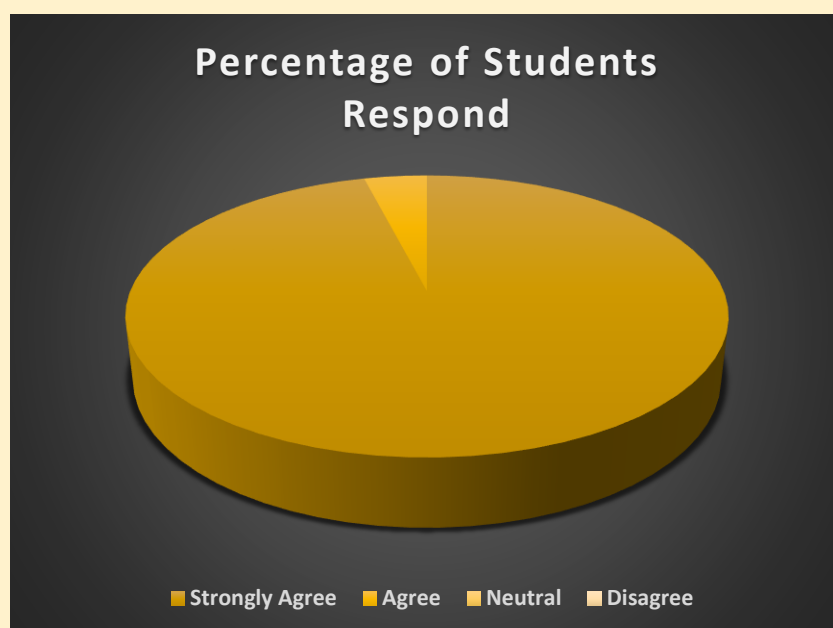
**15. Well maintained college premises.**

<b>Options</b>	<b>Percentage of Teachers Respond</b>
<i>Strongly Agree</i>	71
<i>Agree</i>	26
<i>Neutral</i>	3
<i>Disagree</i>	0



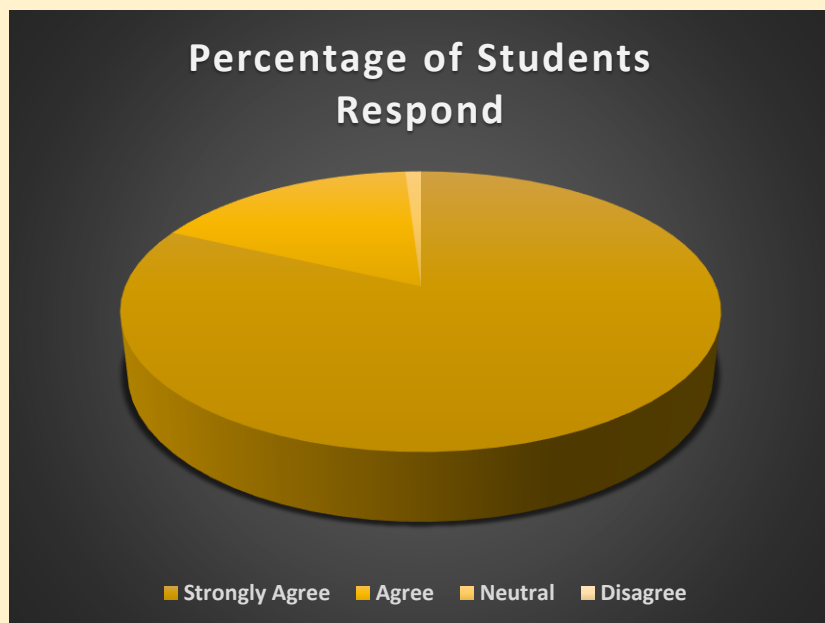
**16. The Principal is supportive & accessible to all staff and students.**

<b>Options</b>	<b>Percentage of Teachers Respond</b>
<i>Strongly Agree</i>	96
<i>Agree</i>	4
<i>Neutral</i>	0
<i>Disagree</i>	0



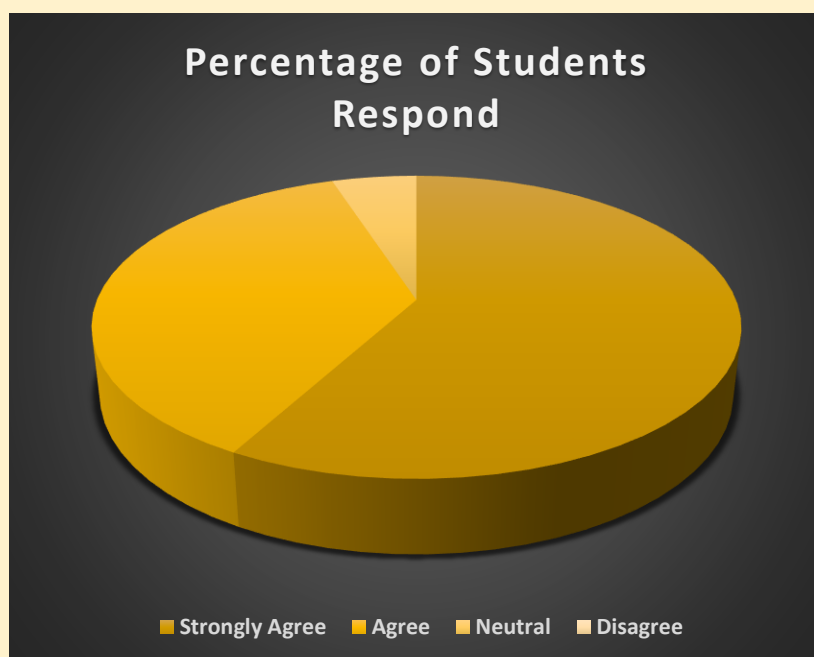
**17. Banking facilities available.**

<b>Options</b>	<b>Percentage of Teachers Respond</b>
<i>Strongly Agree</i>	82
<i>Agree</i>	17
<i>Neutral</i>	1
<i>Disagree</i>	0



**18. First aid facility available.**

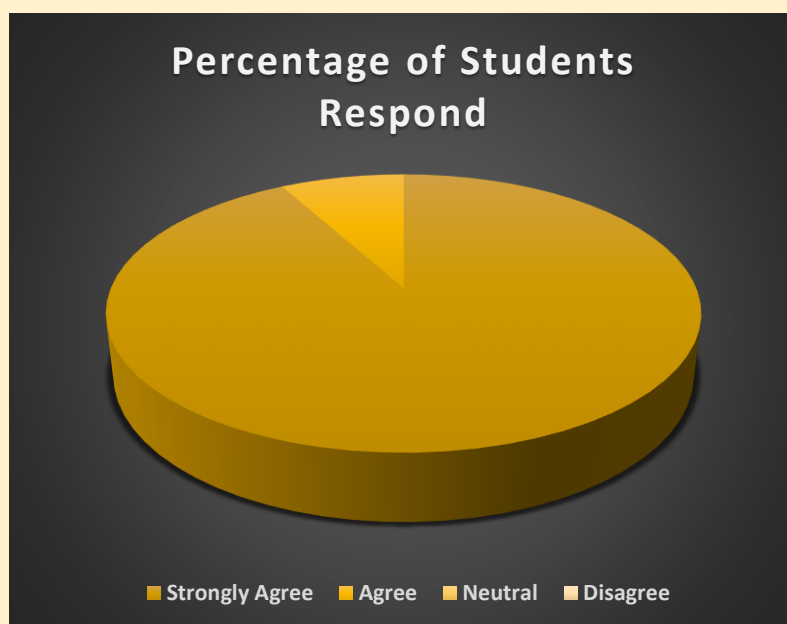
<b>Options</b>	<b>Percentage of Teachers Respond</b>
<i>Strongly Agree</i>	58
<i>Agree</i>	37
<i>Neutral</i>	5
<i>Disagree</i>	0





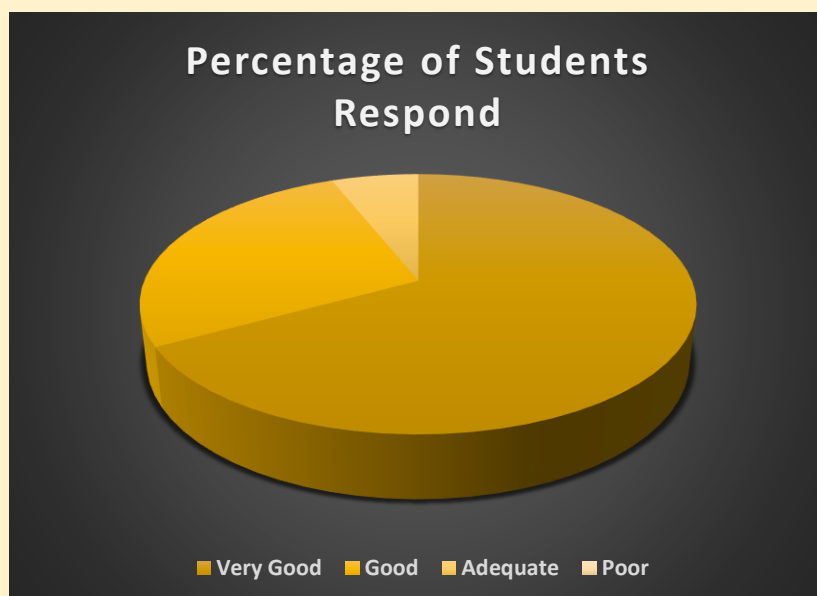
**19. Salary disbursement in my college is on time.**

<b>Options</b>	<b>Percentage of Teachers Respond</b>
<i>Strongly Agree</i>	92
<i>Agree</i>	8
<i>Neutral</i>	0
<i>Disagree</i>	0



**20. How would you rate college infrastructure?**

<b>Options</b>	<b>Percentage of Teachers Respond</b>
<i>Very Good</i>	67
<i>Good</i>	27
<i>Adequate</i>	6
<i>Poor</i>	0



### **Analysis:**

The teachers of the institution were asked few questions about the institution. The following is the summary of responses on different aspect of facilities provided by the college:

- About 92% of the teachers agreed that the institution has given them freedom to adopt new techniques/strategies of teaching such as group discussion/seminar/learner participation.
- 97% of teachers responded that sufficient books or journals are available in the library.
- 100% teachers agreed that the Principal is supportive and accessible to all staff and students.
- Almost all teachers (98%) agreed that administration is teachers' friendly and 78% strongly agreed that administrative and office staff are accessible and supportive and the environment is conducive to teaching and research.
- All teachers agreed that tests and examinations are conducted well in time.
- Similarly, all teachers also agreed that college provides adequate opportunities & support to faculties for upgrading their skills & qualification and also ICT facilities are adequate and satisfactory.
- Most of teachers find the classrooms, toilets & washrooms are clean and properly maintained, and the college premises are well maintained.
- Above 50% teachers strongly agree that internet facilities are available, separate space in the canteen is available, college provides adequate computer/specimen/equipment/chemicals to meet the requirement.
- All teachers agreed that salary disbursement is on time and almost all agreed that proper banking facilities is available.
- More than 50% strongly agree that first aid facility is provided by the college.
- All teachers agreed that college infrastructure is good and adequate.



## **Vijaygarh Jyotish Ray College**

8/2, Bejoygarh, Jadavpur, Kolkata- 700 032

Telephone: (033) 2412-4082

Website: [www.vijaygarhjrcollege.com/](http://www.vijaygarhjrcollege.com/)

E-mail: [vjrcollege@rediffmail.com](mailto:vjrcollege@rediffmail.com)